

LQH2HPZ6R8MGR#

“#”at the end indicates the package specification code.

Size Code 2520 (1008) in mm (in inch), 1.0mm max. Thickness。 Low DC resistance design

In Production

AEC-Q200

RoHS

REACH

125℃max.

Wound (Ferrite)

Low Rdc (W)

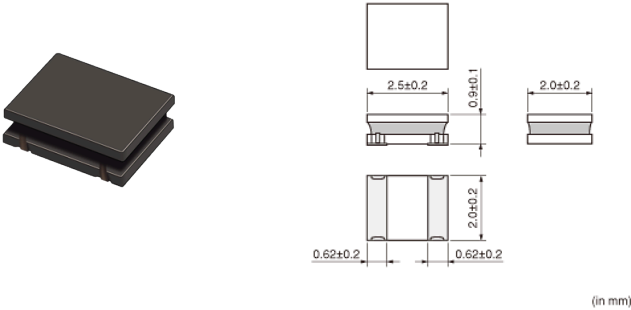
Reflow OK

< List of part numbers with package codes >
LQH2HPZ6R8MGRL

Applications

| | |
|--------------------------|--|
| Unsuitable Applications | Please be sure to read and comply with these "Precautions for use." |
| Specific Applications | Consumer equipment,Automotive infotainment/comfort equipment,Medical equipment [GHTF A/B/C] except for implant & surgery & auto injector, Industrial equipment except for transportation & facility & energy equipment Please refer to Our Website and specifications, etc. for information about the performance, functions, quality, management, and safety required for the above applications, and use Products after confirming the performance and reliability of the actual Product. |
| Recommended Applications | Automotive infotainment/comfort equipment |

Appearance & Shape



Attention
1.This datasheet is downloaded from the website of Murata Manufacturing Co., Ltd. Therefore, it's specifications are subject to change or our products in it may be discontinued without advance notice. Please check with our sales representatives or product engineers before ordering.
2.This datasheet has only typical specifications because there is no space for detailed specifications.
Therefore, please review our product specifications or consult the approval sheet for product specifications before ordering.

LQH2HPZ6R8MGR#

“#” at the end indicates the package specification code.

Notices

When rated current is applied to the products, inductance will be within $\pm 30\%$ of initial inductance value range. Keep the temperature (ambient temperature plus self-generation of heat) under 125°C . When rated current is applied to the products, temperature rise caused by self-generated heat shall be limited to 40°C max (ambient temperature 85°C max). When rated current is applied to the products, temperature rise caused by self-generated heat shall be limited to 20°C max (ambient temperature 85°C to 105°C).

References

| Packaging | Specifications | Standard Packing Quantity |
|-----------|-------------------|---------------------------|
| L | 180 Embossed Tape | 3000 |

| Mass (typ.) | |
|-------------|--------|
| 1 piece | 0.019g |

Attention

1. This datasheet is downloaded from the website of Murata Manufacturing Co., Ltd. Therefore, its specifications are subject to change or our products in it may be discontinued without advance notice. Please check with our sales representatives or product engineers before ordering.
2. This datasheet has only typical specifications because there is no space for detailed specifications. Therefore, please review our product specifications or consult the approval sheet for product specifications before ordering.

LQH2HPZ6R8MGR#

“#” at the end indicates the package specification code.



Specifications

| | |
|--|--|
| L size | 2.5±0.2mm |
| W size | 2.0±0.2mm |
| T size | 0.9±0.1mm |
| Size code inch (mm) | 1008 (2520) |
| Inductance | 6.8μH±20% |
| Inductance Test Frequency | 1MHz |
| Rated current (Isat) (Based on Inductance change) | 830mA(Max.) / 960mA(Typ.) |
| Rated current (Itemp) (Based on Temperature rise) | Ambient temp.85°C 860mA (Max.) 900mA(Typ.)Ambient temp.105°C 490mA(Max.) |
| Max. of DC resistance | 0.474Ω |
| DC resistance | 0.395Ω±20% |
| Operating Temperature Range (Self-temperature rise is included) | -40°C to 125°C |
| Operating Temperature Range(Self-temperature rise is not included) | -40°C to 105°C |
| Class of magnetic shield | Shielded (Magnetic Resin) |
| Self resonance frequency (min.) | 40MHz |
| Brand | Murata |
| Series | LQH2HPZ_GR |

Attention

1.This datasheet is downloaded from the website of Murata Manufacturing Co., Ltd. Therefore, it's specifications are subject to change or our products in it may be discontinued without advance notice. Please check with our sales representatives or product engineers before ordering.

2.This datasheet has only typical specifications because there is no space for detailed specifications.

Therefore, please review our product specifications or consult the approval sheet for product specifications before ordering.

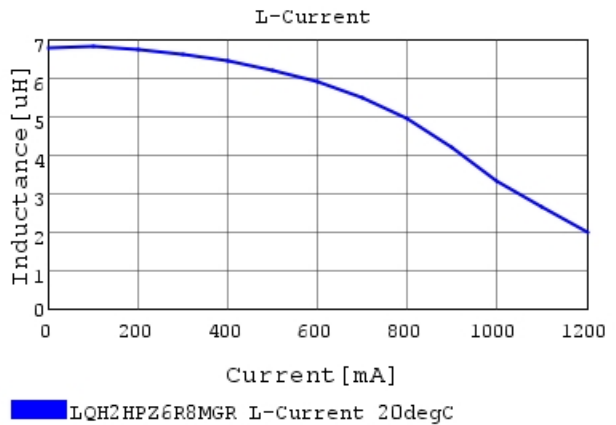
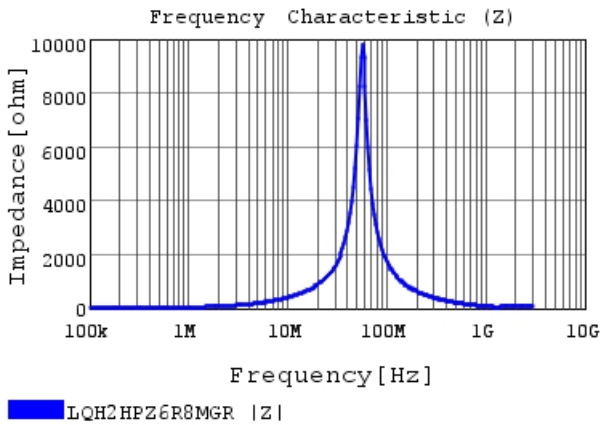
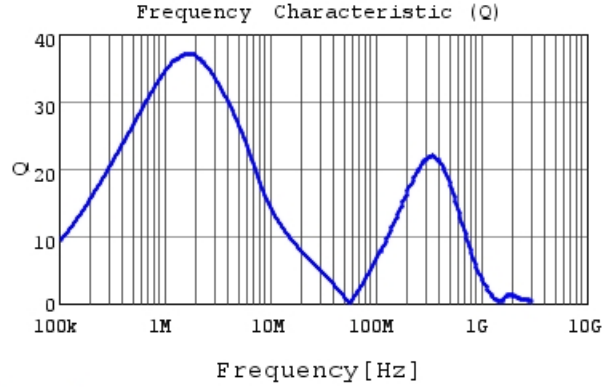
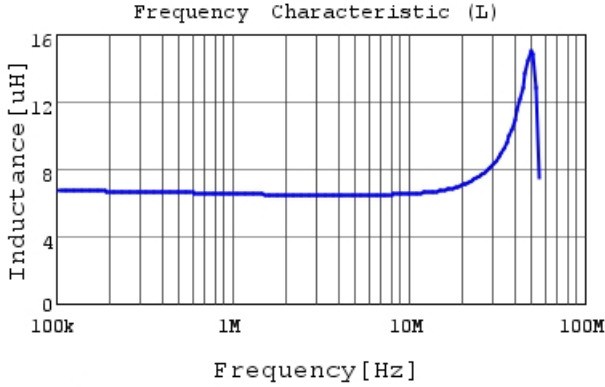
LQH2HPZ6R8MGR#

“#” at the end indicates the package specification code.



Characteristic Data

The charts below may show another part number which shares its characteristics.

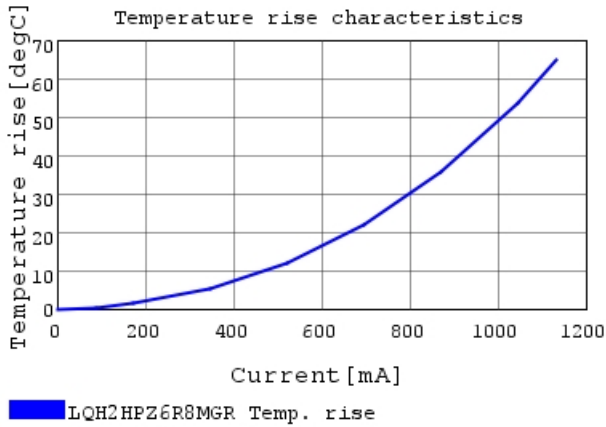


Attention

- 1.This datasheet is downloaded from the website of Murata Manufacturing Co., Ltd. Therefore, it's specifications are subject to change or our products in it may be discontinued without advance notice. Please check with our sales representatives or product engineers before ordering.
- 2.This datasheet has only typical specifications because there is no space for detailed specifications.
Therefore, please review our product specifications or consult the approval sheet for product specifications before ordering.

LQH2HPZ6R8MGR#

“#” at the end indicates the package specification code.



Attention

- 1.This datasheet is downloaded from the website of Murata Manufacturing Co., Ltd. Therefore, it's specifications are subject to change or our products in it may be discontinued without advance notice. Please check with our sales representatives or product engineers before ordering.
- 2.This datasheet has only typical specifications because there is no space for detailed specifications.
Therefore, please review our product specifications or consult the approval sheet for product specifications before ordering.