

DLW5BSZ801TQ2#

“#” at the end indicates the package specification code.



< List of part numbers with package codes >

DLW5BSZ801TQ2B DLW5BSZ801TQ2K DLW5BSZ801TQ2L

Applications

Unsuitable Applications	Please be sure to read and comply with these "Precautions for use."
Specific Applications	Automotive infotainment/comfort equipment, Consumer equipment, Medical equipment [GHTF A/B/C] except for implant & surgery & auto injector, Industrial equipment except for transportation & facility & energy equipment Please refer to Our Website and specifications, etc. for information about the performance, functions, quality, management, and safety required for the above applications, and use Products after confirming the performance and reliability of the actual Product.
Recommended Applications	Automotive infotainment/comfort equipment

Packaging Information

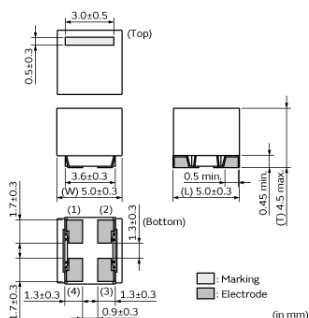
Packaging	Specifications	Standard Packing Quantity
B	Bulk(Bag)	100
K	330mm Embossed Tape	1500
L	180mm Embossed Tape	400

Features

Features

1. Small size (5.0x5.0mm) and high rated current (0.7 to 1.5A)
2. High common mode Impedance (max 2800ohm, at 10MHz.)
3. Operating Temperature Range : -40°C to +105°C

Appearance & Shape



Attention

1. This datasheet is downloaded from the website of Murata Manufacturing Co., Ltd. Therefore, its specifications are subject to change or our products in it may be discontinued without advance notice. Please check with our sales representatives or product engineers before ordering.

2. This datasheet has only typical specifications because there is no space for detailed specifications.

Therefore, please review our product specifications or consult the approval sheet for product specifications before ordering.

DLW5BSZ801TQ2#

“#”at the end indicates the package specification code.



Specifications

Shape	SMD
Size Code (in mm)	5050
Size Code (in inch)	2020
Length	5.0mm
Length Tolerance	±0.3mm
Width	5.0mm
Width Tolerance	±0.3mm
Thickness	4.5mm
Thickness Tolerance	max.
Common Mode Impedance (at 100MHz)	800Ω
Common Mode Impedance (at 100MHz) Tolerance	(Typ.)
Common Mode Impedance (at 10MHz)	550Ω
Common Mode Impedance (at 10MHz) Tolerance	±40%
Rated Current	1.5A
Derating of Rated Current	No
Rated Voltage	50Vdc
Withstanding Voltage	125Vdc
DC Resistance(max.)	0.056Ω
DC Resistance	0.056Ω max.
Insulation Resistance(min.)	10MΩ
Operating Temperature Range	-40°C to 105°C
Mass(typ.)	0.3g
Number of Circuit	1

Operating Temperature Range(Self-temperature rise is included)	No
Brand	Murata

Attention

1.This datasheet is downloaded from the website of Murata Manufacturing Co., Ltd. Therefore, it's specifications are subject to change or our products in it may be discontinued without advance notice. Please check with our sales representatives or product engineers before ordering.

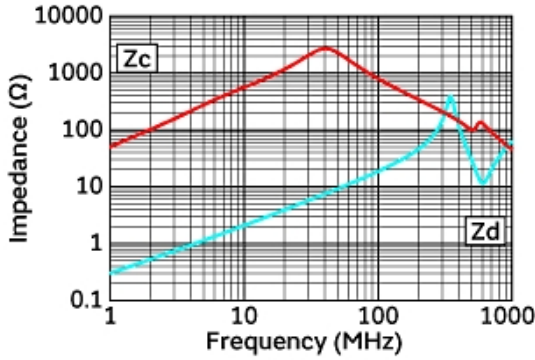
2.This datasheet has only typical specifications because there is no space for detailed specifications.

Therefore, please review our product specifications or consult the approval sheet for product specifications before ordering.

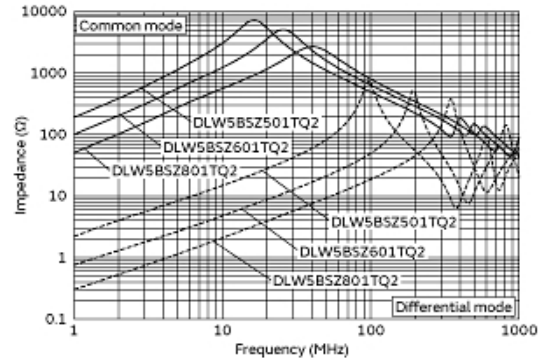
DLW5BSZ801TQ2#

“#” at the end indicates the package specification code.

Product Data

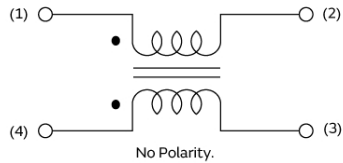


Impedance-Frequency Characteristics

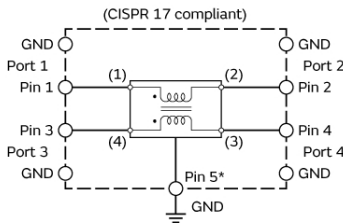


Impedance-Frequency Characteristics
(Main Items)

Equivalent Circuit (Note 1)



Note1: The Port/Pin No. of the Simulation Model provided by our company is as follows.



S-parameter: Port □
SPICE model: Pin □ (Pin5* connect to GND)

Equivalent Circuit

Attention

- 1.This datasheet is downloaded from the website of Murata Manufacturing Co., Ltd. Therefore, it's specifications are subject to change or our products in it may be discontinued without advance notice. Please check with our sales representatives or product engineers before ordering.
- 2.This datasheet has only typical specifications because there is no space for detailed specifications.
Therefore, please review our product specifications or consult the approval sheet for product specifications before ordering.