

BLM15HD102SN1#

“#” at the end indicates the package specification code.

In Production

RoHS

REACH

< List of part numbers with package codes >

BLM15HD102SN1B

BLM15HD102SN1D

BLM15HD102SN1J

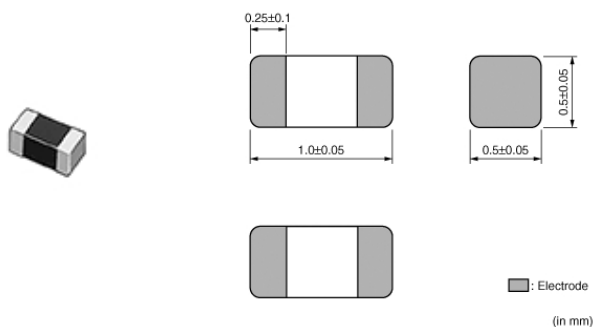
Applications

Unsuitable Applications	Please be sure to read and comply with these "Precautions for use."
Specific Applications	Consumer equipment, Medical equipment [GHTF A/B/C] except for implant & surgery & auto injector, Industrial equipment except for transportation & facility & energy equipment Please refer to Our Website and specifications, etc. for information about the performance, functions, quality, management, and safety required for the above applications, and use Products after confirming the performance and reliability of the actual Product.
Recommended Applications	Consumer equipment

Packaging Information

Packaging	Specifications	Standard Packing Quantity
B	Bulk(Bag)	1000
D	180mm Paper Tape	10000
J	330mm Paper Tape	50000

Appearance & Shape



Attention

1. This datasheet is downloaded from the website of Murata Manufacturing Co., Ltd. Therefore, its specifications are subject to change or our products in it may be discontinued without advance notice. Please check with our sales representatives or product engineers before ordering.

2. This datasheet has only typical specifications because there is no space for detailed specifications.

Therefore, please review our product specifications or consult the approval sheet for product specifications before ordering.

BLM15HD102SN1#

“#” at the end indicates the package specification code.



Features

Excellent high frequency impedance characteristics with 0402 (EIA) size.

Features (BLM15HG/HD/EG Series)

1. Small size: 1.0x0.5mm (0402)
2. Suitable for noise suppression in 1GHz or higher frequency
3. Low DC Resistance/Large Rated Current (BLM15E)
4. No Lead production using Ni+Sn plating in termination

Applications

1. EMI suppression for Note PC and DSC
2. Noise suppression for data line in mobile phone
3. Prevention of erroneous operation caused by local oscillation signal in mobile phone
4. Optical pickup modules

Attention

1.This datasheet is downloaded from the website of Murata Manufacturing Co., Ltd. Therefore, it's specifications are subject to change or our products in it may be discontinued without advance notice. Please check with our sales representatives or product engineers before ordering.

2.This datasheet has only typical specifications because there is no space for detailed specifications.

Therefore, please review our product specifications or consult the approval sheet for product specifications before ordering.

BLM15HD102SN1#

“#” at the end indicates the package specification code.



Specifications

Shape	SMD
Size Code (in inch)	0402
Length	1.0mm
Length Tolerance	±0.05mm
Width	0.5mm
Width Tolerance	±0.05mm
Thickness	0.5mm
Thickness Tolerance	±0.05mm
Operating Temperature Range	-55°C to 125°C
Mass(typ.)	0.001g
Number of Circuit	1
Rated Current (at 125°C)	250mA
DC Resistance(max.)	1.25Ω
Impedance (at 100MHz)	1000Ω
Impedance (at 100MHz) Tolerance	±25%
Impedance (at 1GHz)	2000Ω
Impedance (at 1GHz) Tolerance	±40%
Size Code (in mm)	1005

Attention

1.This datasheet is downloaded from the website of Murata Manufacturing Co., Ltd. Therefore, it's specifications are subject to change or our products in it may be discontinued without advance notice. Please check with our sales representatives or product engineers before ordering.

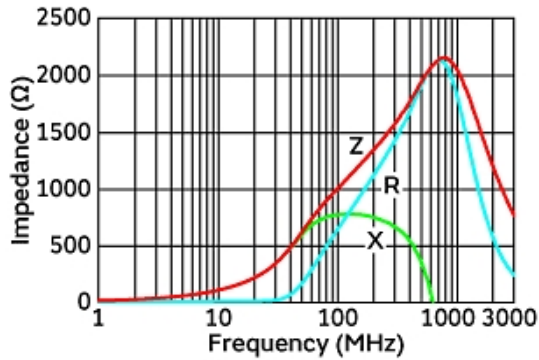
2.This datasheet has only typical specifications because there is no space for detailed specifications.

Therefore, please review our product specifications or consult the approval sheet for product specifications before ordering.

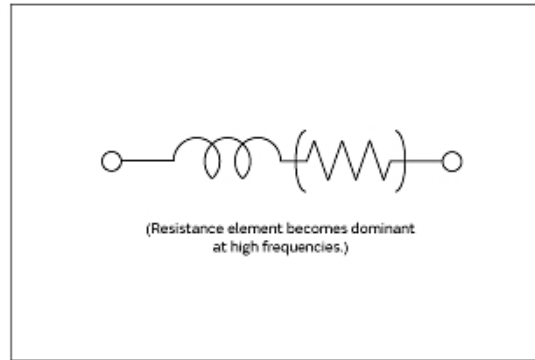
BLM15HD102SN1#

“#” at the end indicates the package specification code.

Product Data



Impedance-Frequency Characteristics



Equivalent Circuit

Attention

1. This datasheet is downloaded from the website of Murata Manufacturing Co., Ltd. Therefore, its specifications are subject to change or our products in it may be discontinued without advance notice. Please check with our sales representatives or product engineers before ordering.

2. This datasheet has only typical specifications because there is no space for detailed specifications.

Therefore, please review our product specifications or consult the approval sheet for product specifications before ordering.