

# NFZ2MSM301SN10#

“#” at the end indicates the package specification code.

In Production

RoHS

REACH

## < List of part numbers with package codes >

NFZ2MSM301SN10B

NFZ2MSM301SN10L

## Applications

Unsuitable Applications	Please be sure to read and comply with these "Precautions for use."
Specific Applications	<p>Consumer equipment, Medical equipment [GHTF A/B/C] except for implant &amp; surgery &amp; auto injector, Industrial equipment except for transportation &amp; facility &amp; energy equipment</p> <p>Please refer to Our Website and specifications, etc. for information about the performance, functions, quality, management, and safety required for the above applications, and use Products after confirming the performance and reliability of the actual Product.</p>
Recommended Applications	Consumer equipment

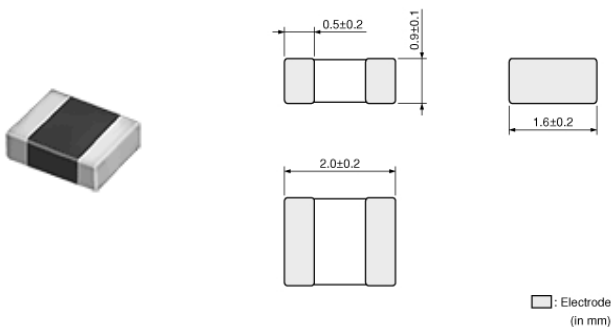
## Packaging Information

Packaging	Specifications	Standard Packing Quantity
B	Bulk(Bag)	1000
L	180mm Embossed Tape	3000

## Features

1. Less audio distortion designing because of highly linear characteristics of magnetic hysteresis.
2. Large rated current of 4000mA. (at 100ohm)
3. Low DC resistance is realized.
4. Low magnetic flux leakage with magnetically shielded structure.

## Appearance & Shape



### Attention

1. This datasheet is downloaded from the website of Murata Manufacturing Co., Ltd. Therefore, its specifications are subject to change or our products in it may be discontinued without advance notice. Please check with our sales representatives or product engineers before ordering.

2. This datasheet has only typical specifications because there is no space for detailed specifications.

Therefore, please review our product specifications or consult the approval sheet for product specifications before ordering.

# NFZ2MSM301SN10#

“#” at the end indicates the package specification code.



## Specifications

Shape	SMD
Size Code (in inch)	0806
Length	2.0mm
Length Tolerance	±0.2mm
Width	1.6mm
Width Tolerance	±0.2mm
Thickness	0.9mm
Thickness Tolerance	±0.1mm
Operating Temperature Range	-40°C to 85°C
Mass(typ.)	0.012g
Number of Circuit	1
Rated Current (at 85°C)	3.1A
DC Resistance(max.)	0.03Ω
DC Resistance	0.024Ω (Typ.)
Impedance (at 100MHz)	300Ω
Impedance (at 100MHz) Tolerance	±25%
Size Code (in mm)	2016

### Attention

1.This datasheet is downloaded from the website of Murata Manufacturing Co., Ltd. Therefore, it's specifications are subject to change or our products in it may be discontinued without advance notice. Please check with our sales representatives or product engineers before ordering.

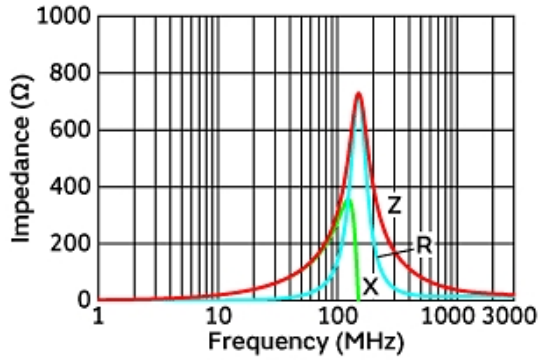
2.This datasheet has only typical specifications because there is no space for detailed specifications.

Therefore, please review our product specifications or consult the approval sheet for product specifications before ordering.

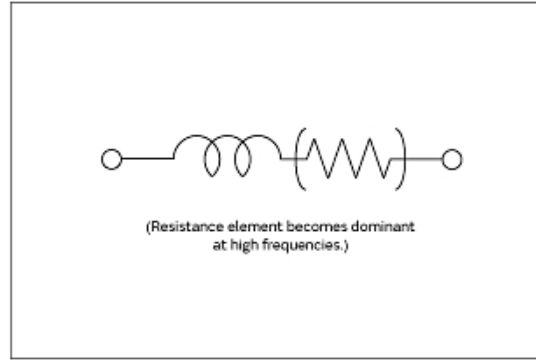
# NFZ2MSM301SN10#

“#” at the end indicates the package specification code.

## Product Data



Impedance-Frequency Characteristics



Equivalent Circuit

### Attention

1.This datasheet is downloaded from the website of Murata Manufacturing Co., Ltd. Therefore, it's specifications are subject to change or our products in it may be discontinued without advance notice. Please check with our sales representatives or product engineers before ordering.

2.This datasheet has only typical specifications because there is no space for detailed specifications.

Therefore, please review our product specifications or consult the approval sheet for product specifications before ordering.