

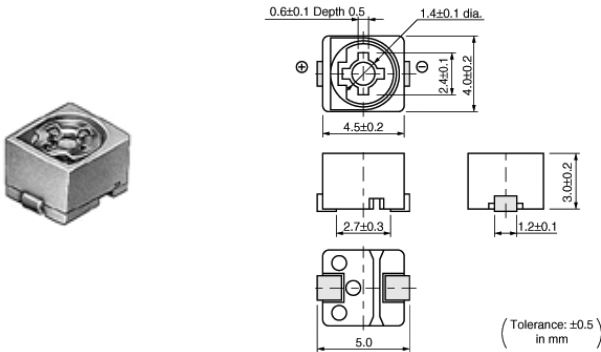
# TZB4Z100AA10R00

Discontinued

RoHS

REACH

## Appearance & Shape



## Features

1. Miniature rectangular shape: 4.0(W)x4.5(L)x3.0(H)mm.
2. Color coded case facilitates identification of capacitance range.
3. Designed for automatic placement in surface mount applications.
4. Designed to withstand flux baths and solder baths (with cover film type).
5. Can be temporarily attached to PCB with adhesives (Terminal style A and B).
6. Can be reflow and flow (with cover film type) soldering method.
7. Stable characteristics over a wide frequency range. (Resonant frequency: 1000MHz min. / 6pF)

## Packaging Information

| Packaging | Specifications      | Standard Packing Quantity |
|-----------|---------------------|---------------------------|
| R00       | 180mm Embossed Tape | 500                       |

**Attention**

1.This datasheet is downloaded from the website of Murata Manufacturing Co., Ltd. Therefore, it's specifications are subject to change or our products in it may be discontinued without advance notice. Please check with our sales representatives or product engineers before ordering.

2.This datasheet has only typical specifications because there is no space for detailed specifications.

Therefore, please review our product specifications or consult the approval sheet for product specifications before ordering.

# TZB4Z100AA10R00



## Specifications

|                             |                        |
|-----------------------------|------------------------|
| Shape                       | SMD                    |
| Operating Temperature Range | -25°C to 85°C          |
| Thickness                   | 3mm                    |
| Thickness Tolerance         | ±0.2                   |
| Rated Voltage               | 100Vdc                 |
| Cmin.(max.)                 | 3pF                    |
| Cmax.                       | 10pF                   |
| Cmax. Tolerance             | +50/-0%                |
| Adjustment Direction        | Top                    |
| TC                          | NP0±300ppm/°C          |
| Q                           | 500min. at 1MHz, Cmax. |
| Withstanding Voltage        | 220Vdc                 |
| Insulation Resistance(min.) | 10000MΩ                |
| Torque                      | 1.5 to 9.8mNm          |
| Stator/Case Color           | White                  |
| Mass                        | 0.15g                  |

### Attention

1.This datasheet is downloaded from the website of Murata Manufacturing Co., Ltd. Therefore, it's specifications are subject to change or our products in it may be discontinued without advance notice. Please check with our sales representatives or product engineers before ordering.

2.This datasheet has only typical specifications because there is no space for detailed specifications.

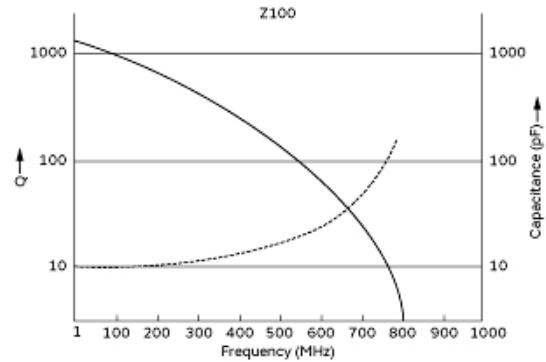
Therefore, please review our product specifications or consult the approval sheet for product specifications before ordering.

# TZB4Z100AA10R00

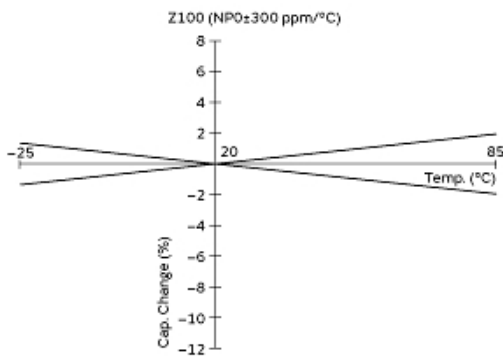
## Product Data



Constructions



Frequency Characteristics



Temp. Coeff. Characteristics

### Attention

1.This datasheet is downloaded from the website of Murata Manufacturing Co., Ltd. Therefore, it's specifications are subject to change or our products in it may be discontinued without advance notice. Please check with our sales representatives or product engineers before ordering.

2.This datasheet has only typical specifications because there is no space for detailed specifications.

Therefore, please review our product specifications or consult the approval sheet for product specifications before ordering.