

GA342A1XGD120JW31#

“#” at the end indicates the package specification code.

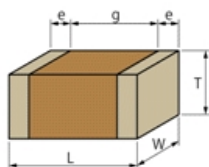


< List of part numbers with package codes >
GA342A1XGD120JW31L

Applications

Unsuitable Applications	Please be sure to read and comply with these "Precautions for use."
Specific Applications	Consumer equipment, Industrial Equipment, Mobile Electronics, Medical equipment [GHF A/B/C] except for implant equipment, Automotive infotainment/comfort equipment Please refer to Our Website and specifications, etc. for information about the performance, functions, quality, management, and safety required for the above applications, and use Products after confirming the performance and reliability of the actual Product.

Appearance & Shape



Notices

UL60950-1 Certified Products

References

Packaging	Specifications	Standard Packing Quantity
L	180 Embossed Tape	3000

Mass (typ.)	
1 piece	54.0mg

Attention

1. This datasheet is downloaded from the website of Murata Manufacturing Co., Ltd. Therefore, its specifications are subject to change or our products in it may be discontinued without advance notice. Please check with our sales representatives or product engineers before ordering.

2. This datasheet has only typical specifications because there is no space for detailed specifications.

Therefore, please review our product specifications or consult the approval sheet for product specifications before ordering.

GA342A1XGD120JW31#

“#” at the end indicates the package specification code.



Specifications

Length	4.5±0.3mm
Width	2.0±0.2mm
Thickness	1.0+0/-0.3mm
Capacitance	12pF ±5%
Distance between external terminals g	2.5mm min.
External terminal size e	0.3mm min.
Operating Temperature Range	-55°C to 125°C
Rated Voltage	250Vac(r.m.s.)
Size code in inch(mm)	1808 (4520M)
TC	+350 to -1000ppm/°C
Temperature characteristics (complied standard)	SL(JIS)
Temperature range of temperature characteristics	20°C to 85°C

Attention

1.This datasheet is downloaded from the website of Murata Manufacturing Co., Ltd. Therefore, it's specifications are subject to change or our products in it may be discontinued without advance notice. Please check with our sales representatives or product engineers before ordering.

2.This datasheet has only typical specifications because there is no space for detailed specifications.

Therefore, please review our product specifications or consult the approval sheet for product specifications before ordering.

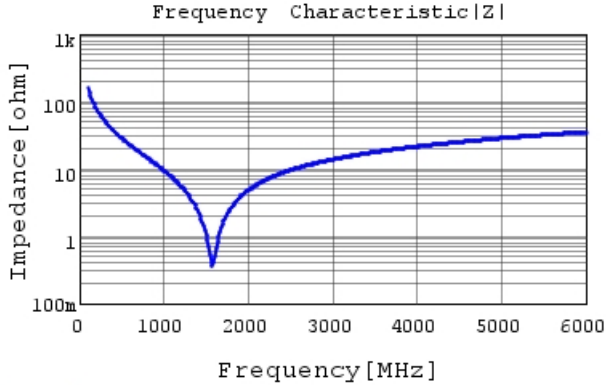
GA342A1XGD120JW31#

“#” at the end indicates the package specification code.

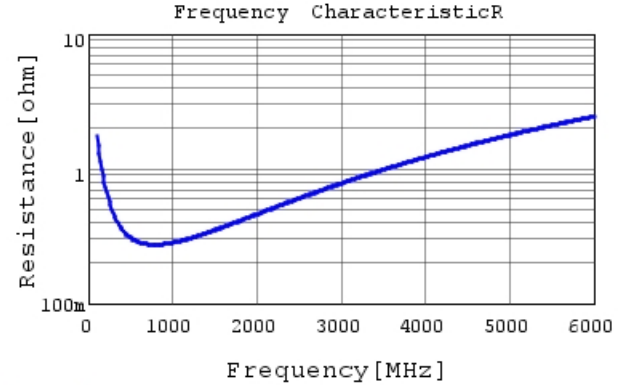


Characteristic Data

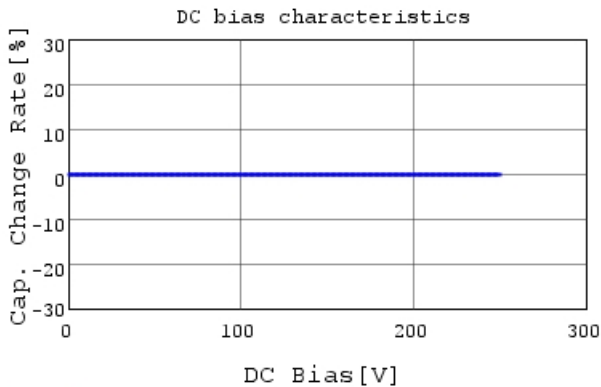
The charts below may show another part number which shares its characteristics.



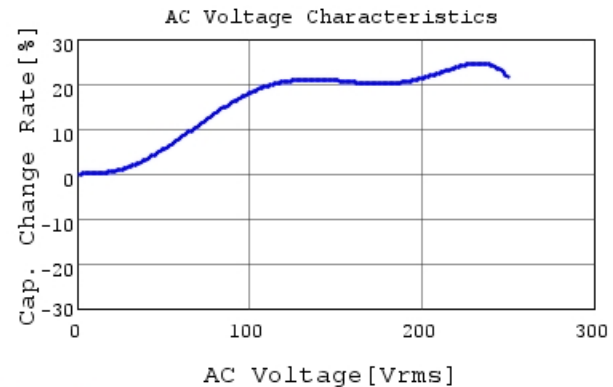
GA342A1XGD120JW31 |Z| DCOV, 20degC



GA342A1XGD120JW31 R DCOV, 20degC



GA342A1XGD120JW31 C-DC bias capchange, 20.0C



GA342A1XGD120JW31 C-AC Voltage capchange, D

Attention

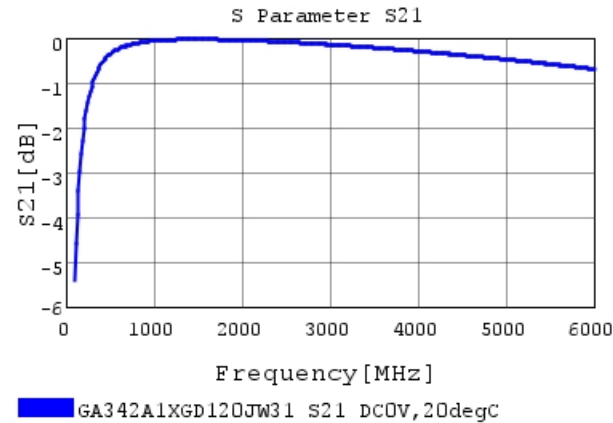
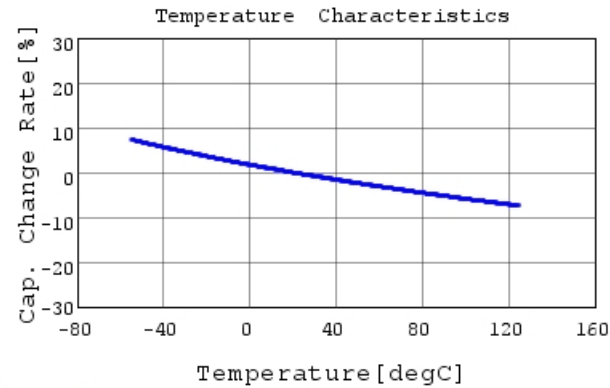
1.This datasheet is downloaded from the website of Murata Manufacturing Co., Ltd. Therefore, it's specifications are subject to change or our products in it may be discontinued without advance notice. Please check with our sales representatives or product engineers before ordering.

2.This datasheet has only typical specifications because there is no space for detailed specifications.

Therefore, please review our product specifications or consult the approval sheet for product specifications before ordering.

GA342A1XGD120JW31#

“#” at the end indicates the package specification code.



Attention

- 1.This datasheet is downloaded from the website of Murata Manufacturing Co., Ltd. Therefore, it's specifications are subject to change or our products in it may be discontinued without advance notice. Please check with our sales representatives or product engineers before ordering.
- 2.This datasheet has only typical specifications because there is no space for detailed specifications.
Therefore, please review our product specifications or consult the approval sheet for product specifications before ordering.