

GCM21B5C2J122JX03#

“#” at the end indicates the package specification code.



< List of part numbers with package codes >

GCM21B5C2J122JX03L GCM21B5C2J122JX03K

Applications

| | |
|-------------------------|--|
| Unsuitable Applications | Please be sure to read and comply with these "Precautions for use." |
| Specific Applications | Automotive powertrain/safety equipment, Automotive infotainment/comfort equipment, Medical equipment [GHTF A/B/C] except for implant equipment Please refer to Our Website and specifications, etc. for information about the performance, functions, quality, management, and safety required for the above applications, and use Products after confirming the performance and reliability of the actual Product. |

References

| Packaging | Specifications | Standard Packing Quantity |
|-----------|-------------------|---------------------------|
| L | 180 Embossed Tape | 3000 |
| K | 330 Embossed Tape | 10000 |

| Mass (typ.) | |
|-------------|--------|
| 1 piece | 16.0mg |

Appearance & Shape



Attention

1. This datasheet is downloaded from the website of Murata Manufacturing Co., Ltd. Therefore, its specifications are subject to change or our products in it may be discontinued without advance notice. Please check with our sales representatives or product engineers before ordering.

2. This datasheet has only typical specifications because there is no space for detailed specifications.

Therefore, please review our product specifications or consult the approval sheet for product specifications before ordering.

GCM21B5C2J122JX03#

“#” at the end indicates the package specification code.



Specifications

| | |
|--|----------------|
| Length | 2.0±0.2mm |
| Width | 1.25±0.2mm |
| Thickness | 1.25±0.2mm |
| Capacitance | 1200pF ±5% |
| Distance between external terminals g | 0.7mm min. |
| External terminal size e | 0.3mm min. |
| Operating Temperature Range | -55°C to 125°C |
| Rated Voltage | 630Vdc |
| Size code in inch(mm) | 0805 (2012M) |
| TC | 0±30ppm/°C |
| Temperature characteristics (complied standard) | C0G(EIA) |
| Temperature range of temperature characteristics | 25°C to 125°C |

Attention

1.This datasheet is downloaded from the website of Murata Manufacturing Co., Ltd. Therefore, it's specifications are subject to change or our products in it may be discontinued without advance notice. Please check with our sales representatives or product engineers before ordering.

2.This datasheet has only typical specifications because there is no space for detailed specifications.

Therefore, please review our product specifications or consult the approval sheet for product specifications before ordering.

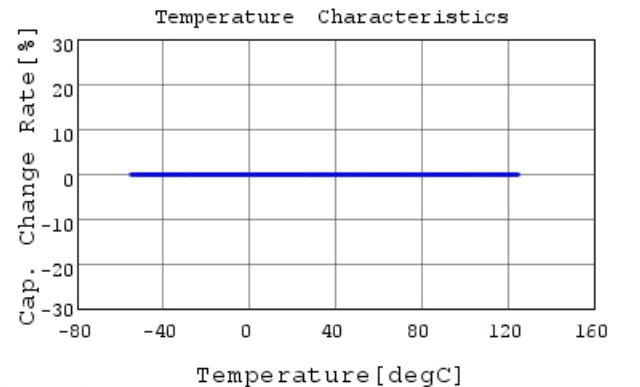
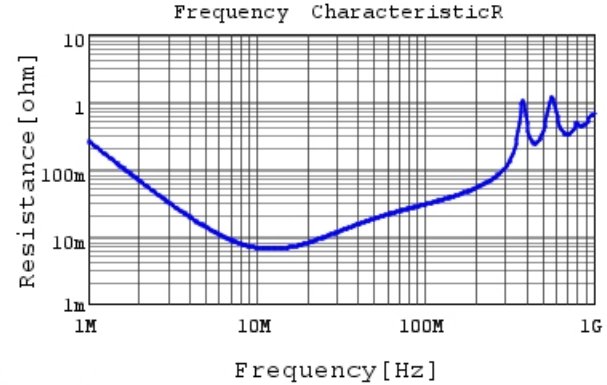
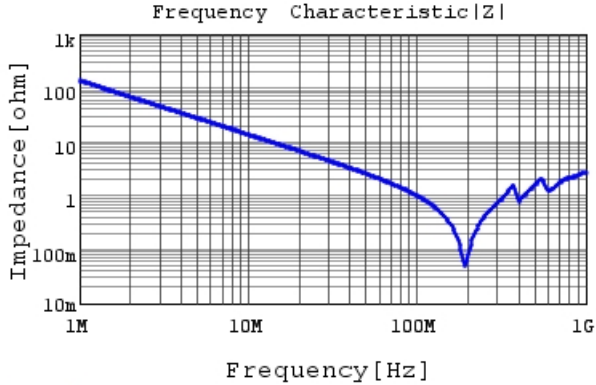
GCM21B5C2J122JX03#

“#” at the end indicates the package specification code.



Characteristic Data

The charts below may show another part number which shares its characteristics.



Attention

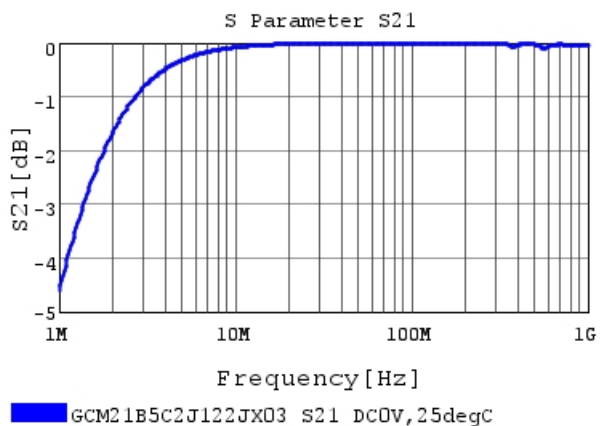
1.This datasheet is downloaded from the website of Murata Manufacturing Co., Ltd. Therefore, it's specifications are subject to change or our products in it may be discontinued without advance notice. Please check with our sales representatives or product engineers before ordering.

2.This datasheet has only typical specifications because there is no space for detailed specifications.

Therefore, please review our product specifications or consult the approval sheet for product specifications before ordering.

GCM21B5C2J122JX03#

“#” at the end indicates the package specification code.



Attention

1.This datasheet is downloaded from the website of Murata Manufacturing Co., Ltd. Therefore, it's specifications are subject to change or our products in it may be discontinued without advance notice. Please check with our sales representatives or product engineers before ordering.

2.This datasheet has only typical specifications because there is no space for detailed specifications.

Therefore, please review our product specifications or consult the approval sheet for product specifications before ordering.