

# CFUKF455KB4X-R0

Discontinued

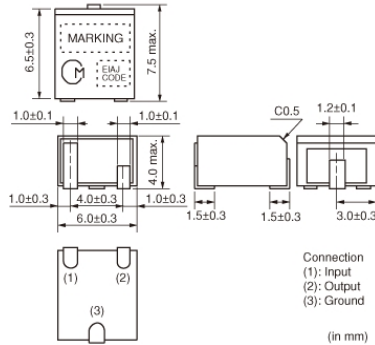
RoHS

REACH

## Applications

|                         |  |
|-------------------------|--|
| Unsuitable Applications | Please be sure to read and comply with these "Precautions for use."  |
| Specific Applications   | Consumer equipment<br>Please refer to Our Website and specifications, etc. for information about the performance, functions, quality, management, and safety required for the above applications, and use Products after confirming the performance and reliability of the actual Product. |

## Appearance & Shape



## Packaging Information

| Packaging | Specifications      | Standard Packing Quantity |
|-----------|---------------------|---------------------------|
| -R0       | 180mm Embossed Tape | 450                       |

## Features

The CFUKF series is comprised of small, high-performance, thin (4.0mm) filters consisting of 4 ceramic elements. The filters exhibit an extremely flat GDT characteristic. The filters are recommended for digital communication applications and are perfect in hand-held cellular phones, etc.

### Features

1. The filters are mountable by automatic placers.
2. The filters can be reflow soldered and withstand washing.
3. They are slim, at only 4.0mm maximum thickness, and have a small mounting area (7.5x6.0mm) enabling flexible PCB design.
4. The bandwidth ranges from A to E.
5. Operating temperature range: -20 to +80 (degrees C), Storage temperature range: -40 to +85 (degrees C)

### Attention

1.This datasheet is downloaded from the website of Murata Manufacturing Co., Ltd. Therefore, it's specifications are subject to change or our products in it may be discontinued without advance notice. Please check with our sales representatives or product engineers before ordering.

2.This datasheet has only typical specifications because there is no space for detailed specifications.

Therefore, please review our product specifications or consult the approval sheet for product specifications before ordering.

# CFUKF455KB4X-R0



## Specifications

|                             |                              |
|-----------------------------|------------------------------|
| Operating Temperature Range | -20°C to 80°C                |
| Shape                       | SMD                          |
| Elements                    | 4                            |
| Center Frequency            | 455.0kHz                     |
| Center Frequency Tolerance  | ±1.5kHz                      |
| Nominal Center Value        | No                           |
| 6dB Bandwidth               | fn±15.0kHzmin.               |
| Stop Bandwidth              | 35.0kHz                      |
| Area of Stop Bandwidth      | [within 40dB]                |
| Stop Band Attenuation       | 25dB[within fn±100kHz]       |
| Insertion Loss              | 5.0dB[at minimum loss point] |
| Ripple                      | 1.0dB[within fn±10kHz]       |
| GDT Deviation               | 15.0μs[within fn±10kHz]      |
| Input/Output Impedance      | 1000Ω                        |
| Mass                        | 504mg                        |

### Attention

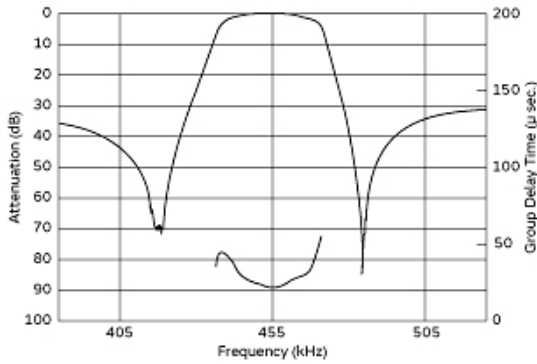
1.This datasheet is downloaded from the website of Murata Manufacturing Co., Ltd. Therefore, it's specifications are subject to change or our products in it may be discontinued without advance notice. Please check with our sales representatives or product engineers before ordering.

2.This datasheet has only typical specifications because there is no space for detailed specifications.

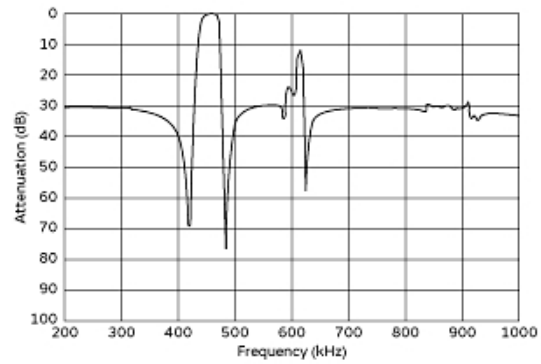
Therefore, please review our product specifications or consult the approval sheet for product specifications before ordering.

# CFUKF455KB4X-R0

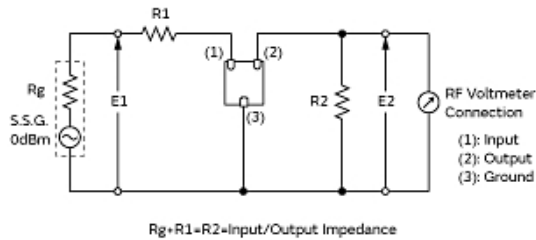
## Product Data



Frequency Characteristics



Spurious Response



Measurement Circuit

### Attention

1. This datasheet is downloaded from the website of Murata Manufacturing Co., Ltd. Therefore, its specifications are subject to change or our products in it may be discontinued without advance notice. Please check with our sales representatives or product engineers before ordering.
2. This datasheet has only typical specifications because there is no space for detailed specifications. Therefore, please review our product specifications or consult the approval sheet for product specifications before ordering.