

NCP03WF474F05RL

In Production

Recommended

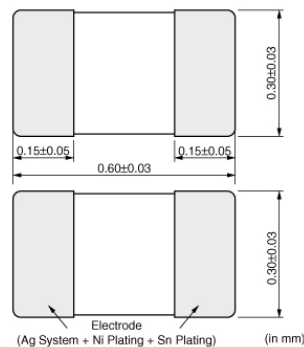
RoHS

REACH

Applications

| | |
|-------------------------|--|
| Unsuitable Applications | Please be sure to read and comply with these "Precautions for use." |
| Specific Applications | Consumer equipment, Medical equipment [GHTF A/B] Please refer to Our Website and specifications, etc. for information about the performance, functions, quality, management, and safety required for the above applications, and use Products after confirming the performance and reliability of the actual Product. |

Appearance & Shape



Packaging Information

| Packaging | Specifications | Standard Packing Quantity |
|-----------|------------------|---------------------------|
| RL | 180mm Paper Tape | 15000 |

Features

1. Excellent solderability and high stability in environment
2. Excellent long time aging stability
3. High accuracy in resistance and B-Constant
4. Reflow soldering possible
5. Lead is not contained in the product.
6. UL/cULcertified product.(UL1434, File No. E137188)

Attention

1. This datasheet is downloaded from the website of Murata Manufacturing Co., Ltd. Therefore, its specifications are subject to change or our products in it may be discontinued without advance notice. Please check with our sales representatives or product engineers before ordering.
2. This datasheet has only typical specifications because there is no space for detailed specifications.
Therefore, please review our product specifications or consult the approval sheet for product specifications before ordering.

NCP03WF474F05RL



Specifications

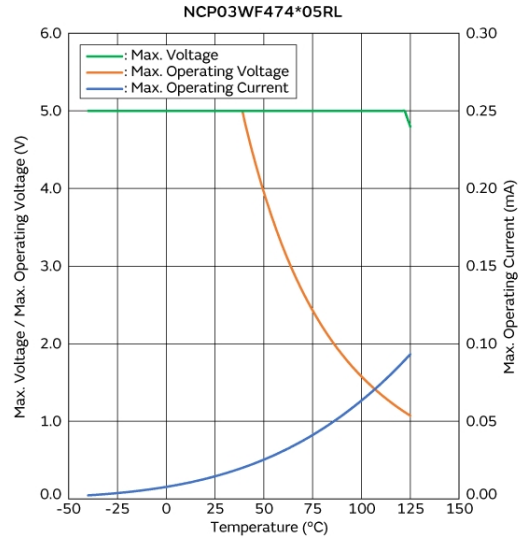
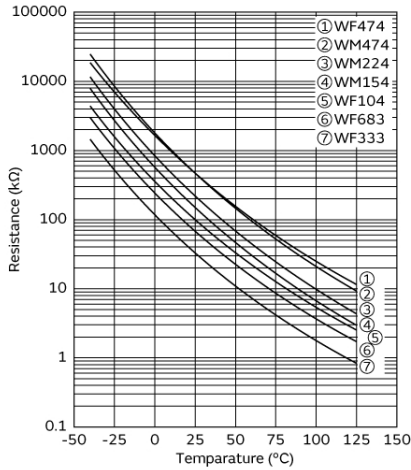
| | |
|--|----------------|
| Resistance (25°C) | 470kΩ |
| Resistance Value Tolerance (at 25°C) | ±1% |
| B-Constant (25/50°C) | 4250K |
| B-Constant (25/50°C) Tolerance | ±1% |
| B-Constant(25/80°C) (Reference Value) | 4323K |
| B-Constant(25/85°C) (Reference Value) | 4332K |
| B-Constant(25/100°C) (Reference Value) | 4359K |
| Max. Voltage | 5V |
| Maximum Operating Current (25°C) | 0.014mA |
| Typical Dissipation Constant (25°C) | 1mW/°C |
| Operating Temperature Range | -40°C to 125°C |
| Size Code (in mm) | 0.6x0.3mm |
| Size Code (in inch) | 0.2x0.1inch |
| Shape | SMD |
| Mass | 0.00026g |
| MSL | 1 |

- > Glossary of NTC thermistors
- > Related documents (UL, RoHS, etc.)

Attention
1.This datasheet is downloaded from the website of Murata Manufacturing Co., Ltd. Therefore, it's specifications are subject to change or our products in it may be discontinued without advance notice. Please check with our sales representatives or product engineers before ordering.
2.This datasheet has only typical specifications because there is no space for detailed specifications.
Therefore, please review our product specifications or consult the approval sheet for product specifications before ordering.

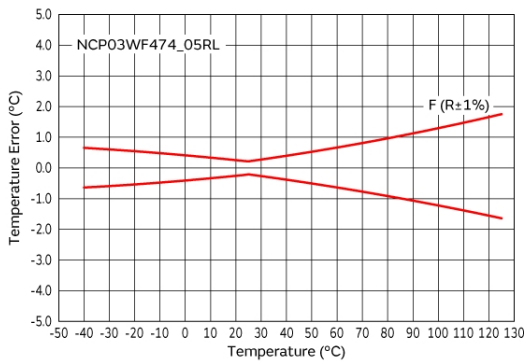
NCP03WF474F05RL

Product Data



Resistance-Temperature Characteristics

Max. Voltage, Max. Operating Voltage/Current Reduction Curve



Temperature Error Characteristics

Attention

- 1.This datasheet is downloaded from the website of Murata Manufacturing Co., Ltd. Therefore, it's specifications are subject to change or our products in it may be discontinued without advance notice. Please check with our sales representatives or product engineers before ordering.
- 2.This datasheet has only typical specifications because there is no space for detailed specifications.
Therefore, please review our product specifications or consult the approval sheet for product specifications before ordering.