

DLP0NSN900HL2#

“#” at the end indicates the package specification code.

Discontinued

RoHS

REACH

< List of part numbers with package codes >

DLP0NSN900HL2B

DLP0NSN900HL2L

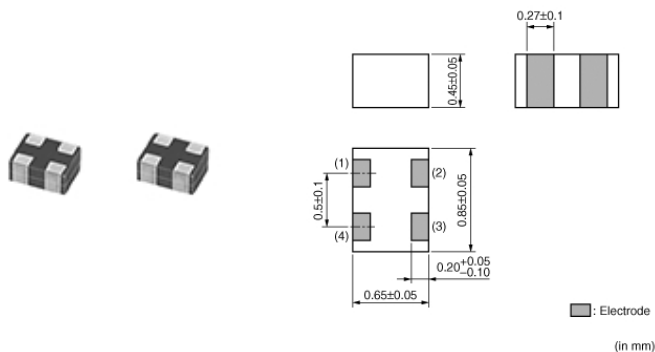
Applications

Unsuitable Applications	Please be sure to read and comply with these "Precautions for use."
Specific Applications	<p>Consumer equipment, Medical equipment [GHTF A/B/C] except for implant & surgery & auto injector, Industrial equipment except for transportation & facility & energy equipment</p> <p>Please refer to Our Website and specifications, etc. for information about the performance, functions, quality, management, and safety required for the above applications, and use Products after confirming the performance and reliability of the actual Product.</p>
Recommended Applications	Consumer equipment

Packaging Information

Packaging	Specifications	Standard Packing Quantity
B	Bulk(Bag)	500
L	180mm Embossed Tape	10000

Appearance & Shape



Attention

1. This datasheet is downloaded from the website of Murata Manufacturing Co., Ltd. Therefore, its specifications are subject to change or our products in it may be discontinued without advance notice. Please check with our sales representatives or product engineers before ordering.

2. This datasheet has only typical specifications because there is no space for detailed specifications.

Therefore, please review our product specifications or consult the approval sheet for product specifications before ordering.

DLP0NSN900HL2#

“#” at the end indicates the package specification code.



Features

(DLP0NS Series)

1. Small size and tight dimensional tolerance
Size: 0.85x0.65x0.45mm
Tolerance: ±0.05mm
2. DLP0NS series enables noise suppression for differential signal line without distortion in high-speed signal transmission due to its line impedance matching.
3. High Cut-off Frequency. (DLP0NSA150HL2: 8GHz typ.)

■Application

Common mode noise suppression of high speed differential signal lines for USB 2.0, IEEE1394, LVDS etc.

1. Note PCs
2. Cellular phones
3. Digital Still Cameras, Digital Video Cameras
4. Designed to match signal line characteristic impedance
※DLP0NSC280HL2/DLP0NSC900HL2 is designed to meet mipi D-phy.
※DLP0NSA150HL2 is designed to meet Display Port.
※DLP0NSA070HL2 is designed to meet SI requirement of SATA

Attention

1. This datasheet is downloaded from the website of Murata Manufacturing Co., Ltd. Therefore, its specifications are subject to change or our products in it may be discontinued without advance notice. Please check with our sales representatives or product engineers before ordering.

2. This datasheet has only typical specifications because there is no space for detailed specifications.

Therefore, please review our product specifications or consult the approval sheet for product specifications before ordering.

DLP0NSN900HL2#

“#” at the end indicates the package specification code.



Specifications

Shape	SMD
Size Code (in mm)	0806
Size Code (in inch)	03025
Length	0.85mm
Length Tolerance	±0.05mm
Width	0.65mm
Width Tolerance	±0.05mm
Thickness	0.45mm
Thickness Tolerance	±0.05mm
Common Mode Impedance (at 100MHz)	90Ω
Common Mode Impedance (at 100MHz) Tolerance	±20%
Rated Current	100mA
Derating of Rated Current	No
Rated Voltage	5Vdc
Withstanding Voltage	12.5Vdc
DC Resistance(max.)	3.75Ω
DC Resistance	3.0Ω±25%
Insulation Resistance(min.)	100MΩ
Operating Temperature Range	-40°C to 85°C
Mass(typ.)	0.001g
Number of Circuit	1
Operating Temperature Range(Self-temperature rise is included)	No
Brand	Murata

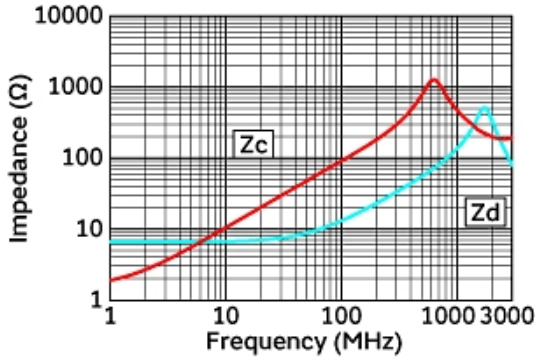
Attention

- 1.This datasheet is downloaded from the website of Murata Manufacturing Co., Ltd. Therefore, it's specifications are subject to change or our products in it may be discontinued without advance notice. Please check with our sales representatives or product engineers before ordering.
- 2.This datasheet has only typical specifications because there is no space for detailed specifications.
Therefore, please review our product specifications or consult the approval sheet for product specifications before ordering.

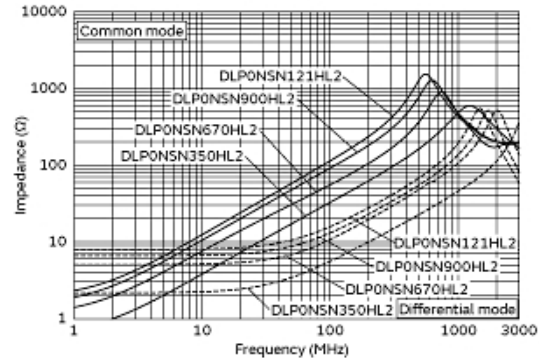
DLP0NSN900HL2#

“#” at the end indicates the package specification code.

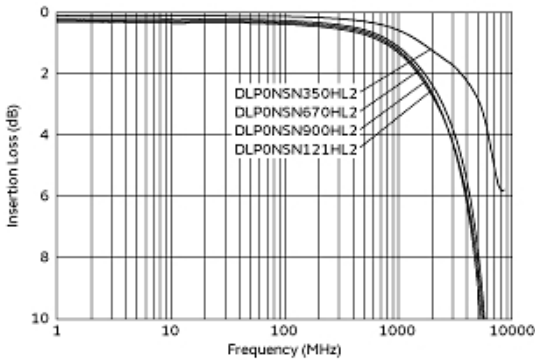
Product Data



Impedance-Frequency Characteristics



Impedance-Frequency Characteristics
(Main Items)



Differential Mode Transmission Characteristics
(Typical Value)

■ Equivalent Circuit (Note 1)



Note1: The Port/Pin No. of the Simulation Model provided by our company is as follows.



S-parameter: Port □
SPICE model: Pin □ (Pin5* connect to GND)

Equivalent Circuit

Attention

- 1.This datasheet is downloaded from the website of Murata Manufacturing Co., Ltd. Therefore, it's specifications are subject to change or our products in it may be discontinued without advance notice. Please check with our sales representatives or product engineers before ordering.
- 2.This datasheet has only typical specifications because there is no space for detailed specifications.
Therefore, please review our product specifications or consult the approval sheet for product specifications before ordering.