

# PTGL07AS3R3K3B51B0

Discontinued

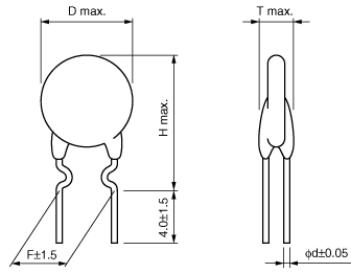
RoHS

REACH

## Applications

|                         |  |
|-------------------------|--|
| Unsuitable Applications | Please be sure to read and comply with these "Precautions for use."  |
| Specific Applications   | Industrial Equipment<br>Please refer to Our Website and specifications, etc. for information about the performance, functions, quality, management, and safety required for the above applications, and use Products after confirming the performance and reliability of the actual Product. |

## Appearance & Shape



(in mm)

## Packaging Information

| Packaging | Specifications | Standard Packing Quantity |
|-----------|----------------|---------------------------|
| B0        | Bulk(Bag)      | 500                       |

## Features

1. Small fluctuation in the circuit due to resistance tolerance +/-10%
2. Narrow current range (less than twice) between operating and non-operating current at -10 to 60 degrees C.
3. Quick operating time due to small size compared with conventional products.
4. Best suited to meet the requirements for power supplies and motor protection. Error-free operations are assured by rush current.
5. Circuit is protected until current is turned off.
6. Restores the original low resistance value automatically once the overload is removed.
7. Non-contact design leads to long life and no noise.

Durable and strong against mechanical vibration and shock because it is a solid element.

### Attention

1.This datasheet is downloaded from the website of Murata Manufacturing Co., Ltd. Therefore, it's specifications are subject to change or our products in it may be discontinued without advance notice. Please check with our sales representatives or product engineers before ordering.

2.This datasheet has only typical specifications because there is no space for detailed specifications.

Therefore, please review our product specifications or consult the approval sheet for product specifications before ordering.

# PTGL07AS3R3K3B51B0



## Specifications

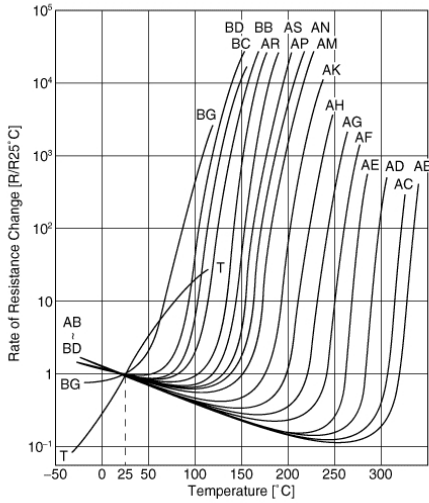
|                                       |               |
|---------------------------------------|---------------|
| Max. Voltage                          | 51V           |
| Hold Current(25°C)                    | 389mA         |
| Hold Current (2)                      | 307mA         |
| Measure Condition of Hold Current (2) | (at +60°C)    |
| Trip Current(25°C)                    | 517mA         |
| Trip Current(2)                       | 606mA         |
| Measure Condition of Trip Current(2)  | (at -10°C)    |
| Max. Current                          | 3A            |
| Resistance (25°C)                     | 3.3Ω          |
| Resistance Value Tolerance (at 25°C)  | ±10%          |
| Curie Point(typ.)                     | 130°C         |
| Power Consumption(typ)                | 1.7W          |
| Operating Temperature Range           | -30°C to 85°C |
| D- Outer Dimension                    | 7.3mm         |
| Thickness                             | 3.5mm         |
| H- Height                             | 12.3mm        |
| F- Lead Space                         | 5mm           |
| d- Lead Diameter                      | 0.6mm         |
| Shape                                 | Lead          |
| Mass                                  | 0.27g         |
| MSL                                   | N             |

### Attention

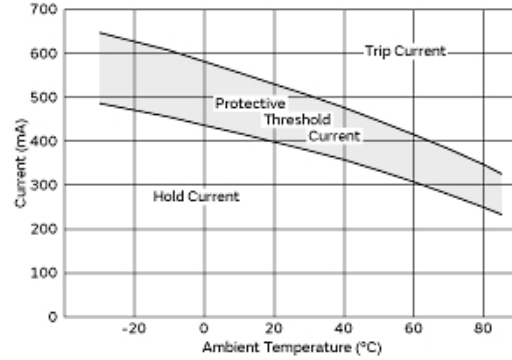
- 1.This datasheet is downloaded from the website of Murata Manufacturing Co., Ltd. Therefore, it's specifications are subject to change or our products in it may be discontinued without advance notice. Please check with our sales representatives or product engineers before ordering.
- 2.This datasheet has only typical specifications because there is no space for detailed specifications.  
Therefore, please review our product specifications or consult the approval sheet for product specifications before ordering.

# PTGL07AS3R3K3B51B0

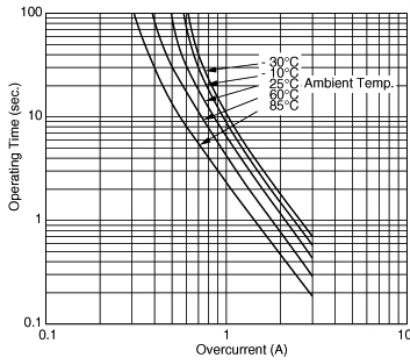
## Product Data



Resistance-Temperature Charac.



Protective Threshold Current Range



Operating Time (Typical Curve)

### Attention

- 1.This datasheet is downloaded from the website of Murata Manufacturing Co., Ltd. Therefore, it's specifications are subject to change or our products in it may be discontinued without advance notice. Please check with our sales representatives or product engineers before ordering.
- 2.This datasheet has only typical specifications because there is no space for detailed specifications.  
Therefore, please review our product specifications or consult the approval sheet for product specifications before ordering.