

Datasheet of SAW Device


SAW Duplexer

for Band03 / Unbalanced / LR /1814

Murata PN: SAYEY1G74BC0B0A

■ Feature

- LTE-A
- High Power Durability
- For 5G NR



Note : Murata SAW Component is applicable for Cellular /Cordless phone (Terminal) relevant market only.
Please also read caution at the end of this document.

SAYEY1G74BC0B0A (Band03 / Unbalanced / LR / 1814)

General Information

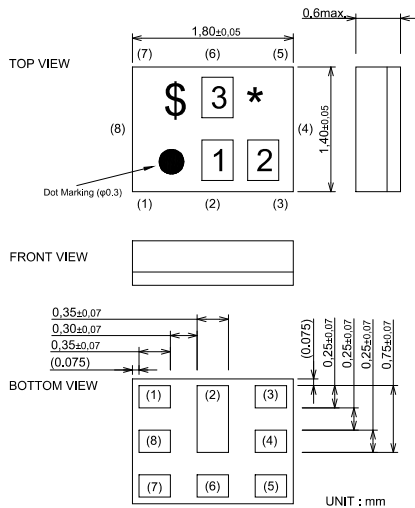
- Operating temperature	: -20 to +85 deg.C
- Storage temperature	: -40 to +85 deg.C
- Input Power	: +30.0dBm 3000h +50deg.C (1) +28.5dBm 3000h +50deg.C (2) (1) applicable for W-CDMA, SC-FDMA, DFT-s-OFDM (2) applicable for CP-OFDM
- D.C. Volatage between the terminals	: 3V (25+/-2 deg.C)
- Minimum Resistance between the terminals	: 10M ohm
- RoHS compliance	: Yes
- ESD (ElectroStatic Discharge) sensitive device	

SAYEY1G74BC0B0A (Band03 / Unbalanced / LR / 1814)

Package Dimensions & Recommended Land Pattern

unit: mm

Dimensions



Marking : Laser Printing

* : Month code(Refer to the table A)

\$: Date code(Refer to the table B)

1 : 6

2 : W

3 : A

Terminal Number

(6) : Ant

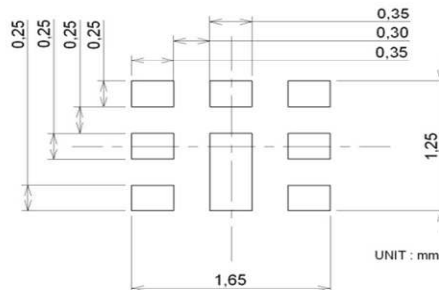
(3) : TX

(1) : RX

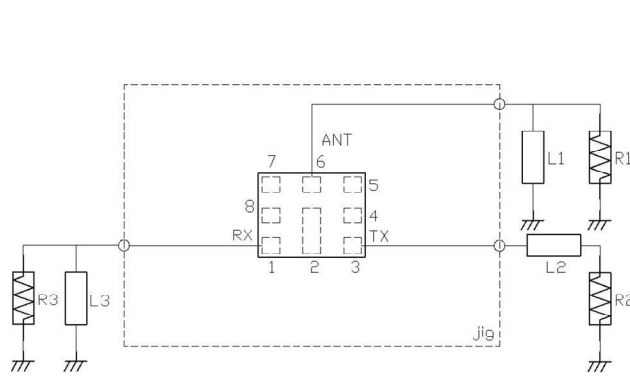
Others : GND

Notice) Please refer to Measurement Circuit for Port information in detail.

Land Pattern



Measurement Circuit (Top Thru View)



R1 : 50 ohm	L1 :3.9nH(Ideal inductor)
	:4.7nH(LQP03TN4N7)
	<Reference>
R2 : 50 ohm	L2 :2nH(Ideal inductor)
R3 : 50 ohm	L3 :8nH(Ideal inductor)

SAYEY1G74BC0B0A (Band03 / Unbalanced / LR / 1814)

Electrical Characteristic < TX → ANT. >

TX → ANT.		Characteristics (-20 to +85 deg.C)			Unit	Note
		min.	typ.*	max.		
		Center Frequency				
Insertion Loss	1710. to 1785. MHz		2.0	2.5		dB
	1710. to 1785. MHz		2.0	2.4		dB
	1712.5 to 1782.5 MHz		1.8	2.4		dB _{INT}
	1712.5 to 1782.5 MHz		1.8	2.3		dB _{INT}
Ripple Deviation	1710. to 1785. MHz		0.4	1.1		dB
VSWR	1710. to 1785. MHz		1.7	2.2		ANT.
	1710. to 1785. MHz		1.6	2.1		TX
Absolute Attenuation	10. to 1565.42 MHz	28	34			dB
	703. to 748. MHz	30	40			dB
	716. to 756. MHz	35	40			dB
	814. to 849. MHz	33	38			dB
	832. to 862. MHz	33	38			dB
	814. to 849. MHz	33	38			dB
	880. to 915. MHz	33	37			dB
	925. to 960. MHz	32	37			dB
	1226. to 1250. MHz	30	34			dB
	1496. to 1511. MHz	33	38			dB
	1559. to 1563. MHz	36	42			dB
	1565.42 to 1573.37 MHz	37	43			dB
	1573.37 to 1577.47 MHz	38	44			dB
	1577.47 to 1585.42 MHz	38	44			dB
	1597.55 to 1605.89 MHz	42	45			dB
	1605.89 to 1680. MHz	5.0	14.0			dB
	1805. to 1880. MHz	42	48			dB
	1920. to 1980. MHz	20	40			dB
	2110. to 2170. MHz	24	38			dB
	2400. to 2500. MHz	28	34			dB
	2620. to 2690. MHz	25	30			dB
	3420. to 3570. MHz	20	24			dB
	4900. to 5850. MHz	16	25			dB
	5100. to 5385. MHz	18	27			dB
	5130. to 5355. MHz	18	27			dB
	6840. to 7140. MHz	12	22			dB
	8550. to 8925. MHz	6.0	16.0			dB
10260. to 10710. MHz	10	20			dB	
11970. to 12495. MHz	6.0	16.0			dB	

* Typical value at 25±2deg.C

SAYEY1G74BC0B0A (Band03 / Unbalanced / LR / 1814)

Electrical Characteristic < ANT. → RX >

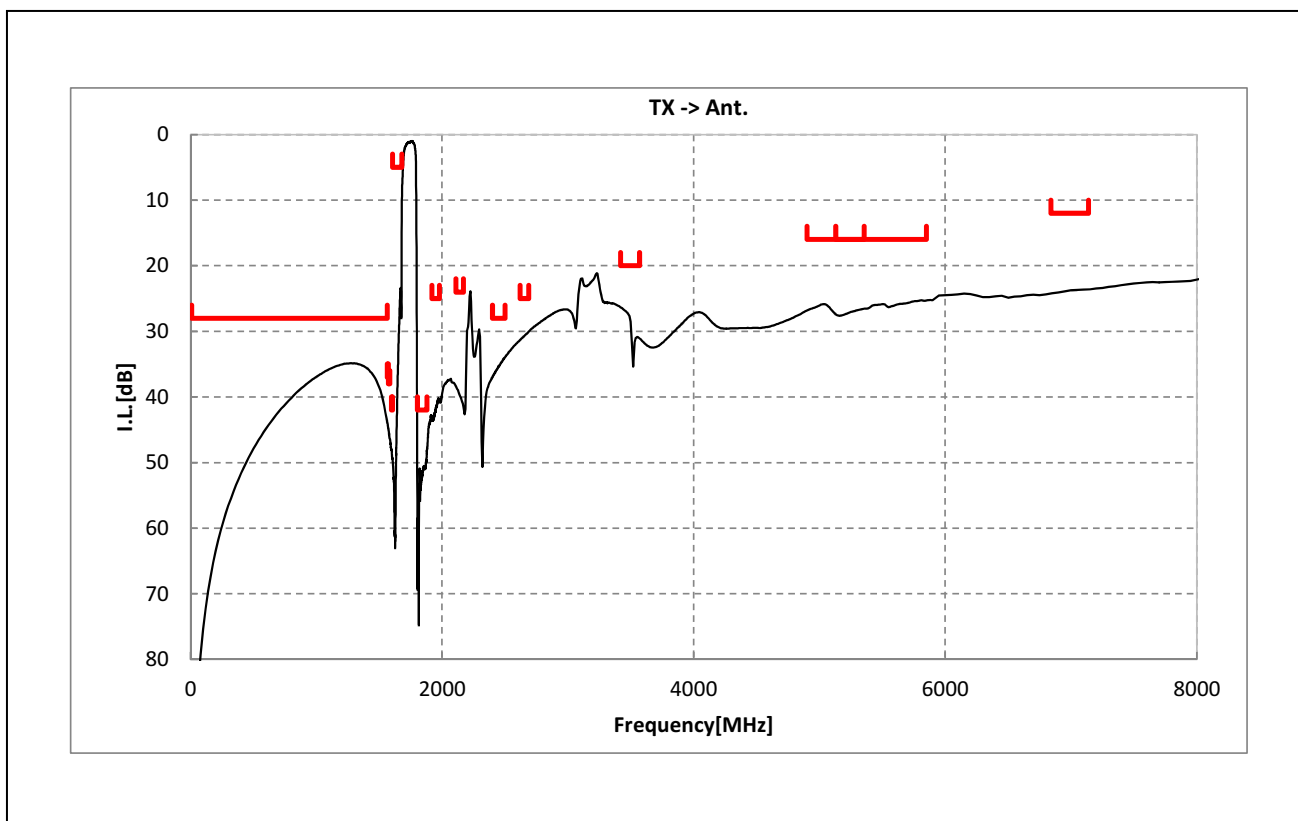
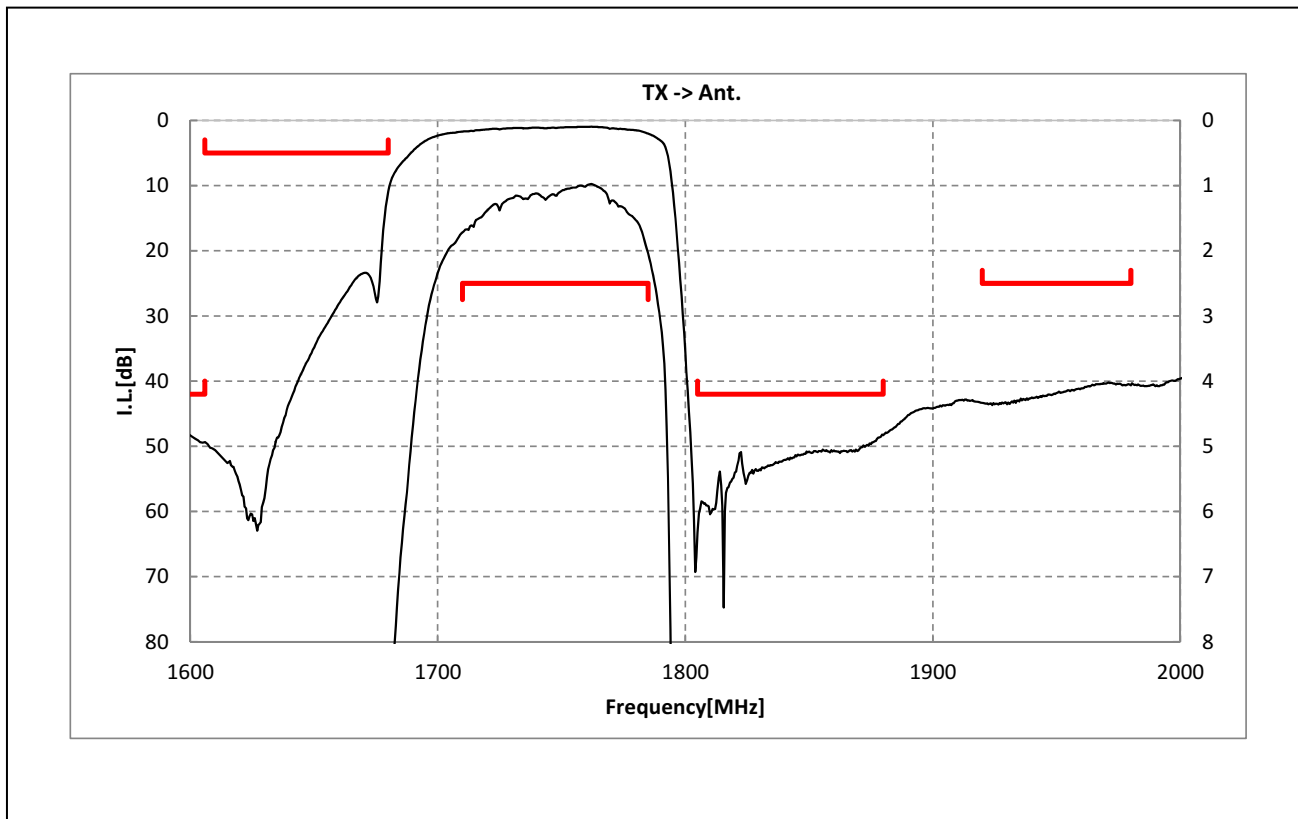
ANT. → RX	Characteristics (-20 to +85 deg.C)			Unit	Note								
	min.	typ.*	max.										
	Center Frequency		1842.5				MHz						
Insertion Loss	1805.	to	1880.	MHz		2.6	3.5						
	1805.	to	1880.	MHz		2.6	3.4				+23 to +27deg.C		
	1807.5	to	1877.5	MHz		2.2	3.3				dB _{INT} Any 4.5MHz		
	1807.5	to	1877.5	MHz		2.2	3.2				dB _{INT} +23 to +27deg.C, Any 4.5MHz		
Ripple Deviation	1805.	to	1880.	MHz		0.7	1.7				dB Over any 5 MHz in-band		
VSWR	1805.	to	1880.	MHz		1.7	2.3				ANT.		
	1805.	to	1880.	MHz		1.6	2.2				RX		
Absolute Attenuation	1.	to	1710.	MHz	30	39					dB		
			95.	MHz	50	109					dB	Rx-Tx	
	718.	to	748.	MHz	40	55					dB	B28-B Tx for CA	
	814.	to	849.	MHz	40	53					dB	B26 Tx for CA	
	832.	to	862.	MHz	40	51					dB	B20 Tx for CA	
	880.	to	915.	MHz	40	51					dB	B8 Tx for CA	
	1447.	to	1463.	MHz	30	41					dB	B21 Tx for CA	
	1615.	to	1690.	MHz	40	47					dB	2Tx - Rx	
	1710.	to	1785.	MHz	43	50					dB	Tx	
	1785.	to	1790.	MHz	24	49					dB	(Rx+Tx)/2	
	1920.	to	6000.	MHz	25	39					dB		
	2400.	to	2500.	MHz	40	48					dB	ISM 2.4GHz	
	2500.	to	2570.	MHz	36	43					dB	B7 Tx	
	2570.	to	3515.	MHz	40	45					dB		
	3515.	to	3760.	MHz	40	50					dB	Rx+Tx and 2x LO	
	3760.	to	13025.	MHz	15	27					dB		
	4900.	to	5950.	MHz	31	39					dB	ISM 5GHz	
	5205.	to	5660.	MHz	32	39					dB	3×LO, Rx + 2Tx	
	7220.	to	7520.	MHz	27	35					dB	4×LO	
	9025.	to	9400.	MHz	20	33					dB	5×LO	
	10830.	to	11280.	MHz	15	27					dB	6×LO	
	12635.	to	12750.	MHz	15	33					dB	7×LO	
	6000.	to	12750.	MHz	15	27					dB		

* Typical value at 25±2deg.C

SAYEY1G74BC0B0A (Band03 / Unbalanced / LR / 1814)

Electrical Characteristic

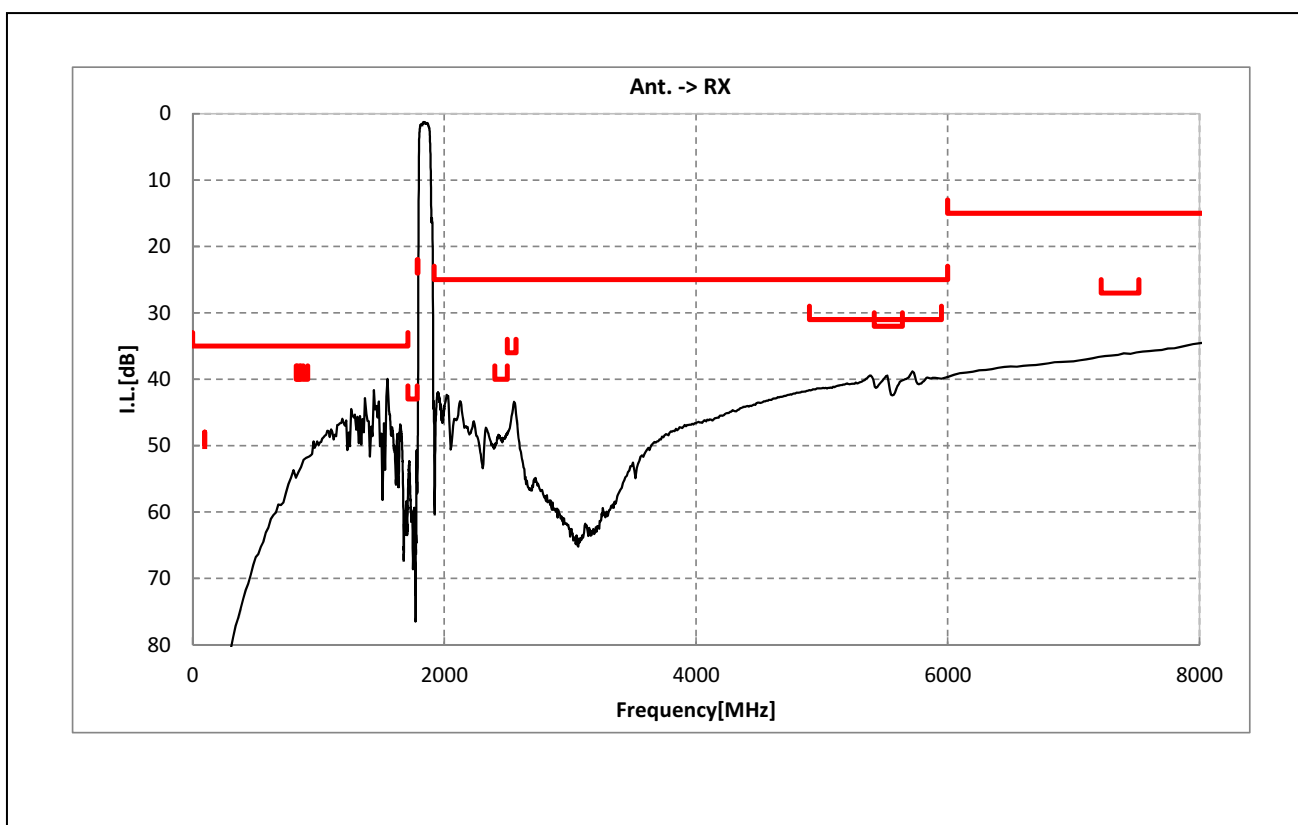
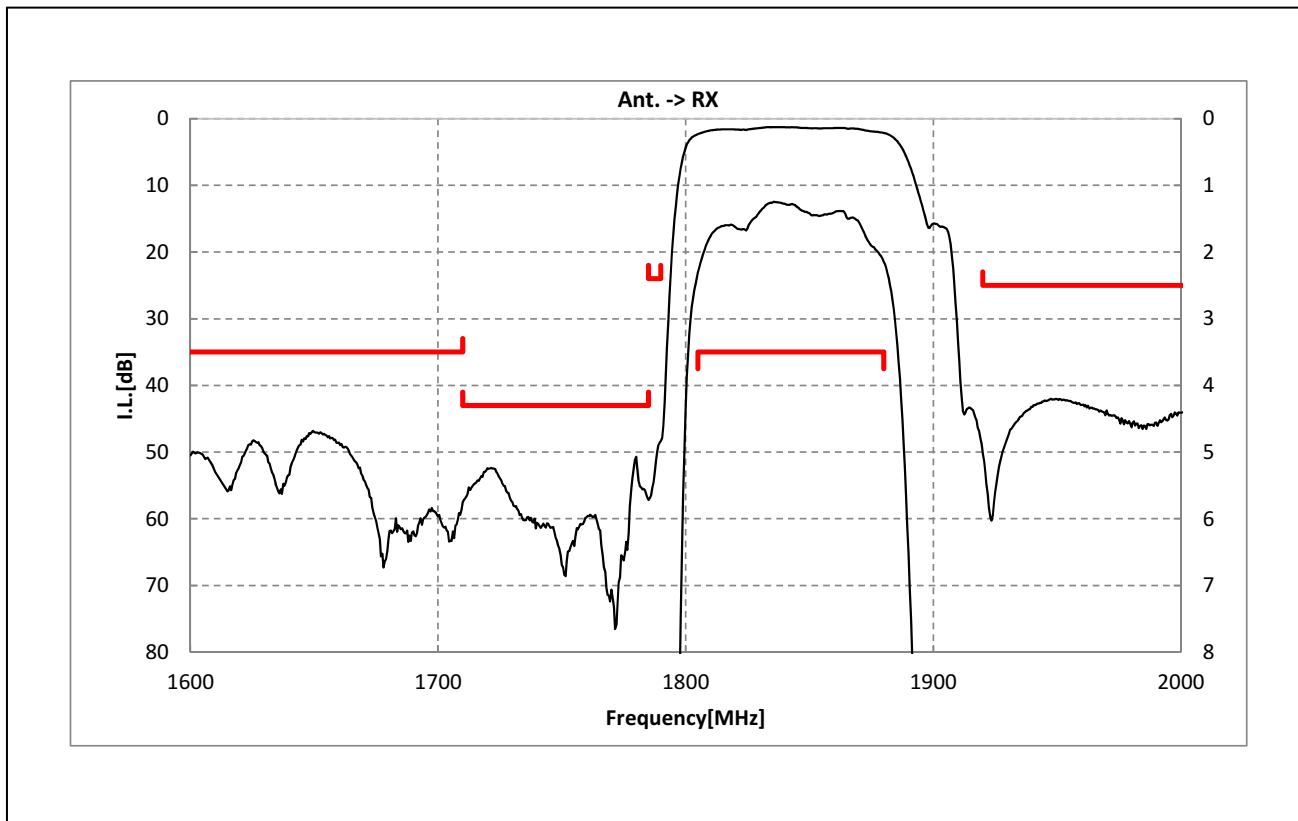
< TX → ANT. >



SAYEY1G74BC0B0A (Band03 / Unbalanced / LR / 1814)

Electrical Characteristic

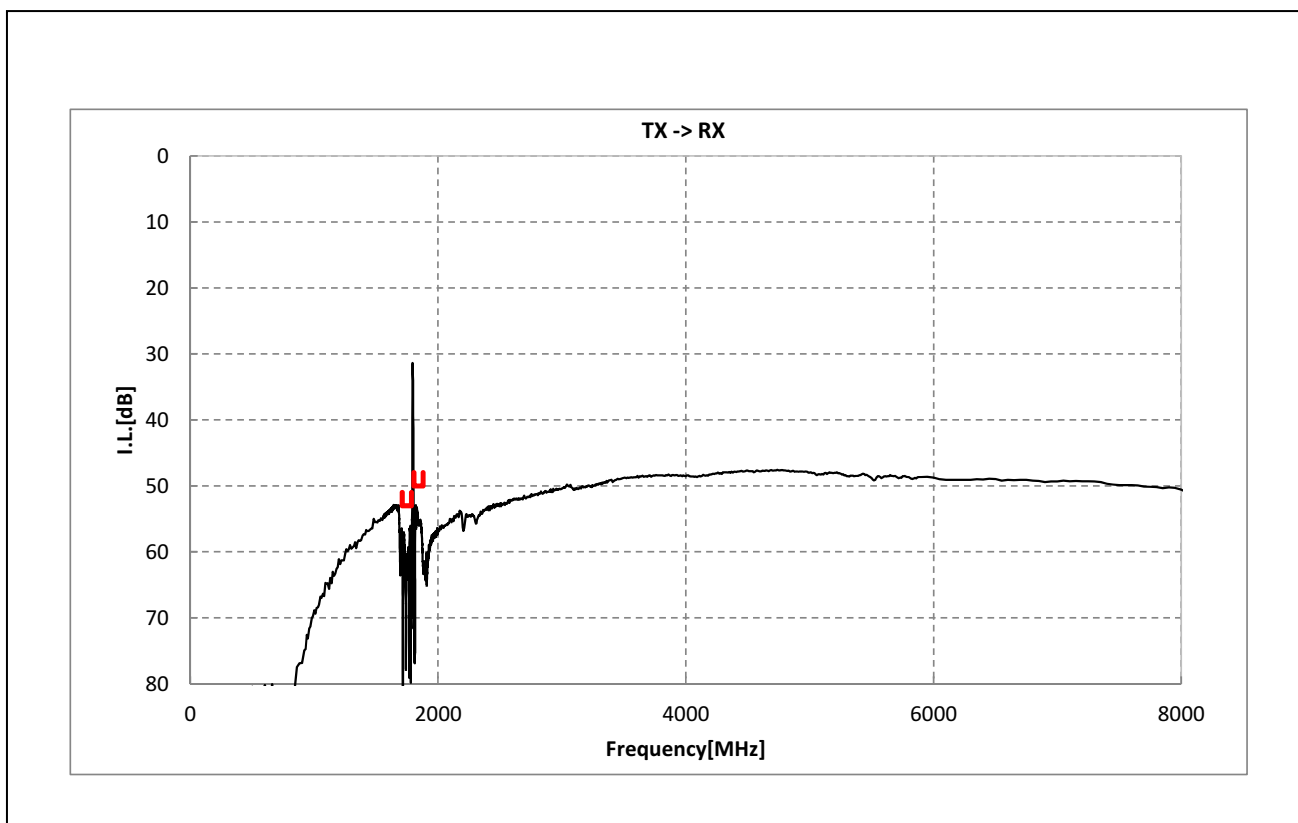
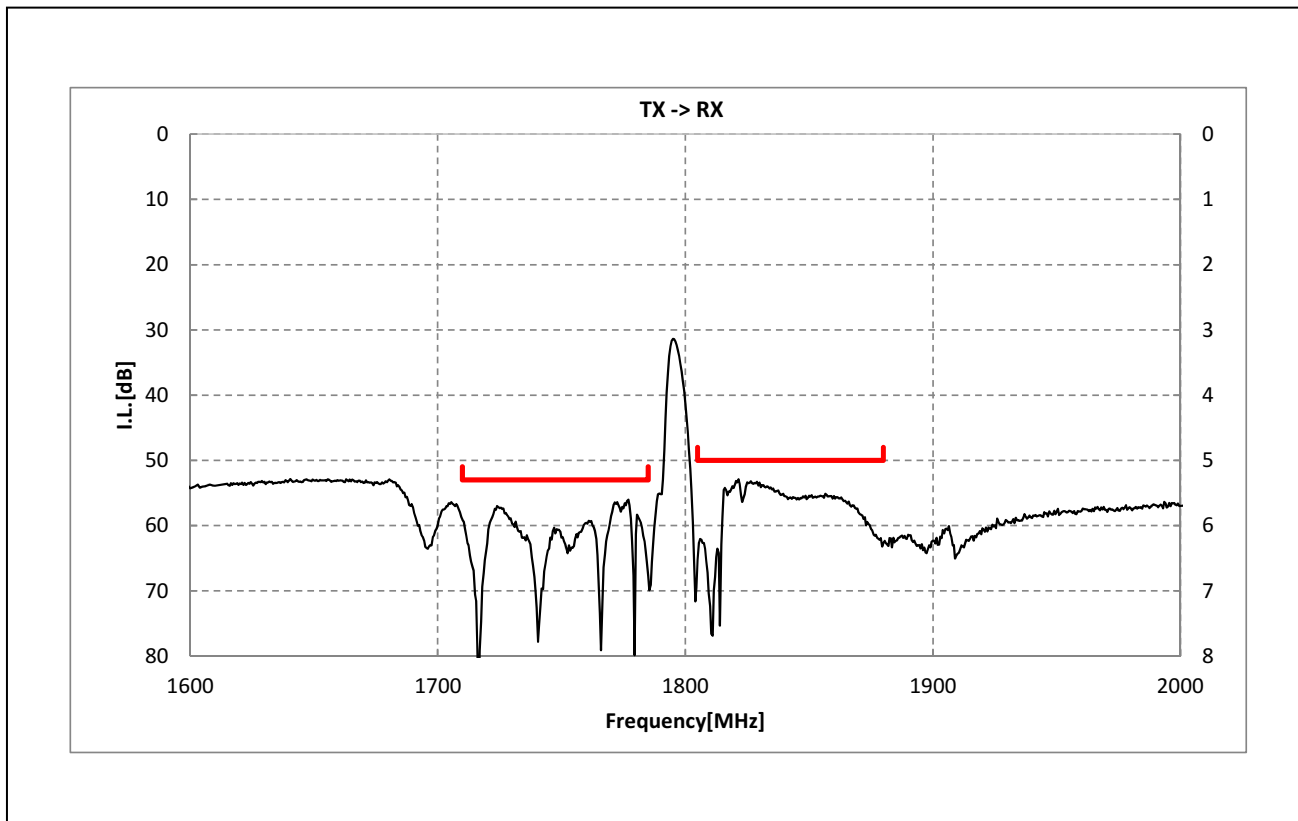
< ANT. → RX >



SAYEY1G74BC0B0A (Band03 / Unbalanced / LR / 1814)

Electrical Characteristic

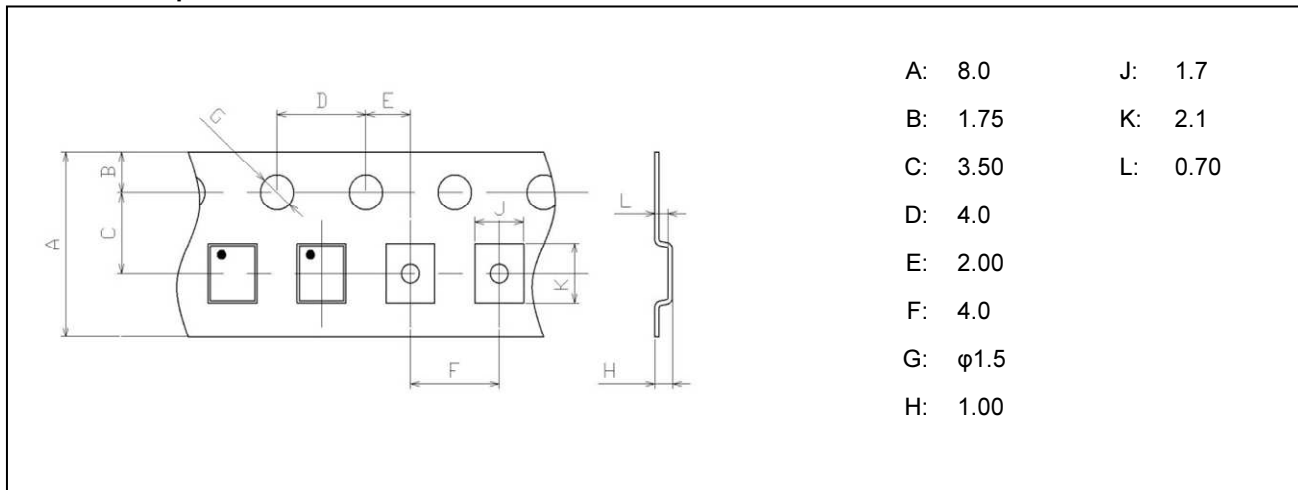
< TX → RX >



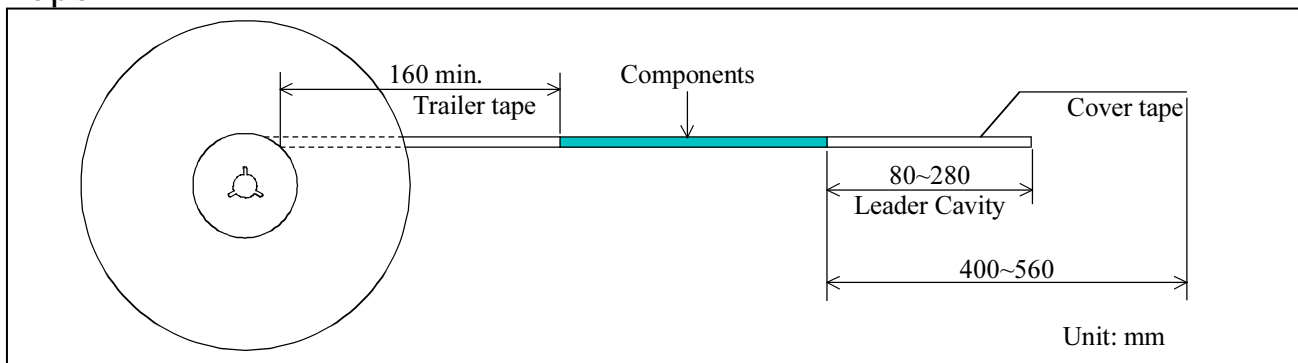
SAYEY1G74BC0B0A (Band03 / Unbalanced / LR / 1814)

Dimensions of Tape & Reel unit: mm

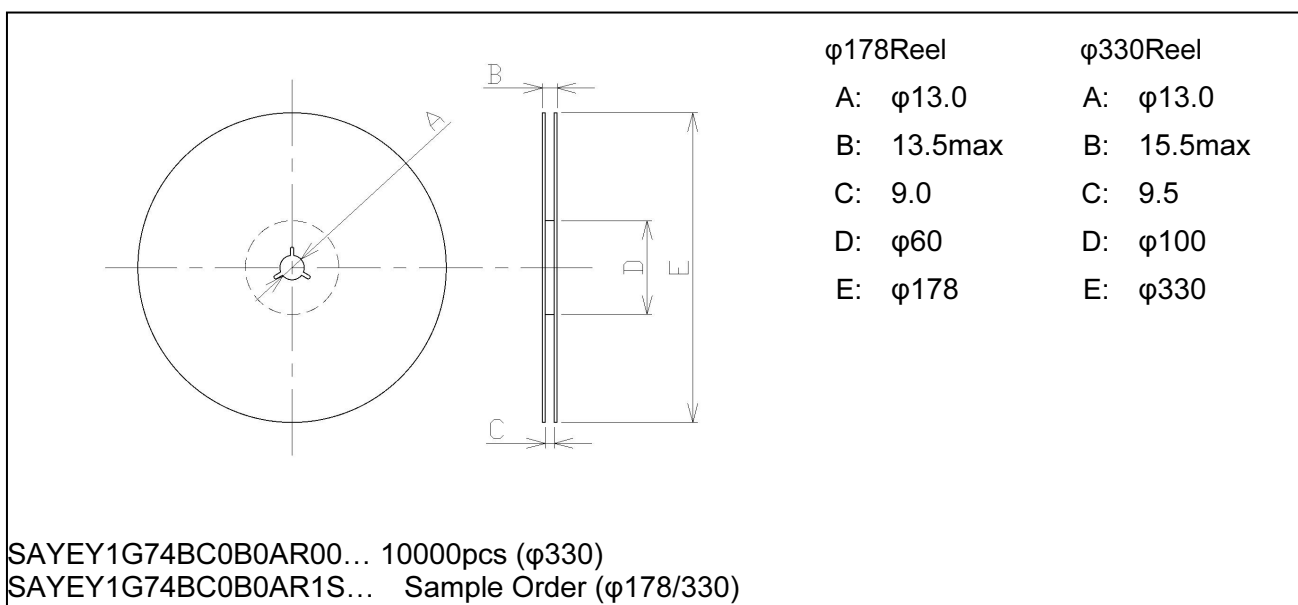
Carrier Tape



Tape



Reel



SAYEY1G74BC0B0A (Band03 / Unbalanced / LR / 1814)

Marking Code

Table A: Month Code

2013 2017 2021	Jan.	Feb.	Mar.	Apr.	May.	Jun.	Jul.	Aug.	Sep.	Oct.	Nov.	Dec.
	A	B	C	D	E	F	G	H	J	K	L	M
2014 2018 2022	Jan.	Feb.	Mar.	Apr.	May.	Jun.	Jul.	Aug.	Sep.	Oct.	Nov.	Dec.
	N	P	Q	R	S	T	U	V	W	X	Y	Z
2015 2019 2023	Jan.	Feb.	Mar.	Apr.	May.	Jun.	Jul.	Aug.	Sep.	Oct.	Nov.	Dec.
	a	b	c̄	d	e	f	g	h	j	k	l	m
2016 2020 2024	Jan.	Feb.	Mar.	Apr.	May.	Jun.	Jul.	Aug.	Sep.	Oct.	Nov.	Dec.
	n	p	q	r	s	t	u	v	w	x	y	z

Table B: Date Code

date	1st	2nd	3rd	4th	5th	6th	7th	8th	9th	10th	
code	A	B	C	D	E	F	G	H	J	K	
date	11th	12th	13th	14th	15th	16th	17th	18th	19th	20th	
code	L	M	N	P	Q	R	S	T	U	V	
date	21st	22nd	23rd	24th	25th	26th	27th	28th	29th	30th	31st
code	W	X	Y	Z	a	b	c̄	d	e	f	g

Important Notice (1/2)

PLEASE READ THIS NOTICE BEFORE USING OUR PRODUCTS.

Please make sure that your product has been evaluated and confirmed from the aspect of the fitness for the specifications of our product when our product is mounted to your product. All the items and parameters in this product specification/datasheet/catalog have been prescribed on the premise that our product is used for the purpose, under the condition and in the environment specified in this specification. You are requested not to use our product deviating from the condition and the environment specified in this specification. Please note that the only warranty that we provide regarding the products is its conformance to the specifications provided herein. Accordingly, we shall not be responsible for any defects in products or equipment incorporating such products, which are caused under the conditions other than those specified in this specification.

WE HEREBY DISCLAIMS ALL OTHER WARRANTIES REGARDING THE PRODUCTS, EXPRESS OR IMPLIED, INCLUDING WITHOUT LIMITATION ANY WARRANTY OF FITNESS FOR A PARTICULAR PURPOSE, THAT THEY ARE DEFECT-FREE, OR AGAINST INFRINGEMENT OF INTELLECTUAL PROPERTY RIGHTS.

The product shall not be used in any application listed below which requires especially high reliability for the prevention of such defect as may directly cause damage to the third party's life, body or property. You acknowledge and agree that, if you use our products in such applications, we will not be responsible for any failure to meet such requirements.

Furthermore, YOU AGREE TO INDEMNIFY AND DEFEND US AND OUR AFFILIATES AGAINST ALL CLAIMS, DAMAGES, COSTS, AND EXPENSES THAT MAY BE INCURRED, INCLUDING WITHOUT LIMITATION, ATTORNEY FEES AND COSTS, DUE TO THE USE OF OUR PRODUCTS IN SUCH APPLICATIONS.

Important Notice (2/2)

- Aircraft equipment.
- Aerospace equipment
- Undersea equipment.
- Power plant control equipment - Medical equipment.
- Transportation equipment (vehicles, trains, ships, elevator, etc.).
- Traffic signal equipment.
- Disaster prevention / crime prevention equipment.
- Burning / explosion control equipment
- Application of similar complexity and/ or reliability requirements to the applications listed in the above.

We expressly prohibit you from analyzing, breaking, Reverse-Engineering, remodeling altering, and reproducing our product. Our product cannot be used for the product which is prohibited from being manufactured, used, and sold by the regulations and laws in the world.

Please do not use the product in molding condition.

This product is ESD (ElectroStatic Discharge) sensitive device.

When you install or measure this, you should be careful not to add antistatic electricity or high voltage. Please be advised that you had better check anti surge voltage.

We do not warrant or represent that any license, either express or implied, is granted under any our patent right, copyright, mask work right, or our other intellectual property right relating to any combination, machine, or process in which our products or services are used. Information provided by us regarding third-party products or services does not constitute a license from us to use such products or services or a warranty or endorsement thereof. Use of such information may require a license from a third party under the patents or other intellectual property of the third party, or a license from us under our patents or other intellectual property.

Please do not use our products, our technical information and other data provided by us for the purpose of developing of mass-destruction weapons and the purpose of military use.

Moreover, you must comply with "foreign exchange and foreign trade law", the "U.S. export administration regulations", etc.

Please note that we may discontinue the manufacture of our products, due to reasons such as end of supply of materials and/or components from our suppliers.

Customer acknowledges that Murata will, if requested by you, conduct a failure analysis for defect or alleged defect of Products only at the level required for consumer grade Products, and thus such analysis may not always be available or be in accordance with your request (for example, in cases where the defect was caused by components in Products supplied to Murata from a third party).

The product shall not be used in any other application/model than that of claimed to Murata.

Customer acknowledges that engineering samples may deviate from specifications and may contain defects due to their development status.

We reject any liability or product warranty for engineering samples.

In particular we disclaim liability for damages caused by

- the use of the engineering sample other than for evaluation purposes, particularly the installation or integration in the product to be sold by you,

- deviation or lapse in function of engineering sample,

- improper use of engineering samples.

We disclaim any liability for consequential and incidental damages.

If you can't agree the above contents, you should inquire our sales.