

DLW43SH510XK2#

“#” at the end indicates the package specification code.

For CAN

In Production

AEC-Q200

RoHS

REACH

< List of part numbers with package codes >

DLW43SH510XK2B

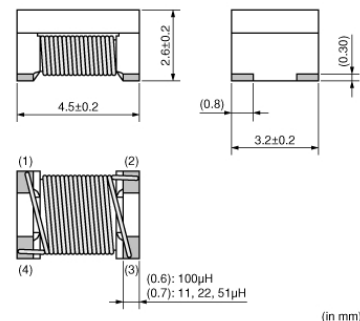

DLW43SH510XK2K

DLW43SH510XK2L

Applications

Unsuitable Applications	Please be sure to read and comply with these "Precautions for use."
Specific Applications	Automotive powertrain/safety equipment, Automotive infotainment/comfort equipment, Consumer equipment, Medical equipment [GHTF A/B/C] except for implant & surgery & auto injector, Industrial Equipment Please refer to Our Website and specifications, etc. for information about the performance, functions, quality, management, and safety required for the above applications, and use Products after confirming the performance and reliability of the actual Product.
Recommended Applications	Automotive powertrain/safety equipment, CAN [Controller Area Network], FlexRay

Appearance & Shape



Packaging Information

Packaging	Specifications	Standard Packing Quantity
B	Bulk(Bag)	100
K	330mm Embossed Tape	2500
L	180mm Embossed Tape	500

Attention

1.This datasheet is downloaded from the website of Murata Manufacturing Co., Ltd. Therefore, it's specifications are subject to change or our products in it may be discontinued without advance notice. Please check with our sales representatives or product engineers before ordering.

2.This datasheet has only typical specifications because there is no space for detailed specifications.

Therefore, please review our product specifications or consult the approval sheet for product specifications before ordering.

DLW43SH510XK2#

“#” at the end indicates the package specification code.



Features

1. Small size: L4.5xW3.2xT2.6mm (EIA code: 1812)
Tolerance: 0.2mm
2. Common mode inductance items of 11,22,51,100microH,
and they can be used for each applications.

Applications

For Automotive.

Common mode noise suppression of automotive LAN for Flex Ray,
CAN.

Attention

1. This datasheet is downloaded from the website of Murata Manufacturing Co., Ltd. Therefore, its specifications are subject to change or our products in it may be discontinued without advance notice. Please check with our sales representatives or product engineers before ordering.

2. This datasheet has only typical specifications because there is no space for detailed specifications.

Therefore, please review our product specifications or consult the approval sheet for product specifications before ordering.

DLW43SH510XK2#

“#”at the end indicates the package specification code.



Specifications

Shape	SMD
Size Code (in mm)	4532
Size Code (in inch)	1812
Length	4.5mm
Length Tolerance	±0.2mm
Width	3.2mm
Width Tolerance	±0.2mm
Thickness	2.6mm
Thickness Tolerance	±0.2mm
Rated Current	230mA
Derating of Rated Current	No
Rated Voltage	50Vdc
Withstanding Voltage	125Vdc
DC Resistance(max.)	1Ω
DC Resistance	1.0Ω max.
Insulation Resistance(min.)	10MΩ
Operating Temperature Range	-40°C to 125°C
Mass(typ.)	0.17g
Number of Circuit	1
Common Mode Inductance	51μH-30%/+50% (at 1MHz)
Operating Temperature Range(Self-temperature rise is included)	No
Brand	Murata

Attention

1.This datasheet is downloaded from the website of Murata Manufacturing Co., Ltd. Therefore, it's specifications are subject to change or our products in it may be discontinued without advance notice. Please check with our sales representatives or product engineers before ordering.

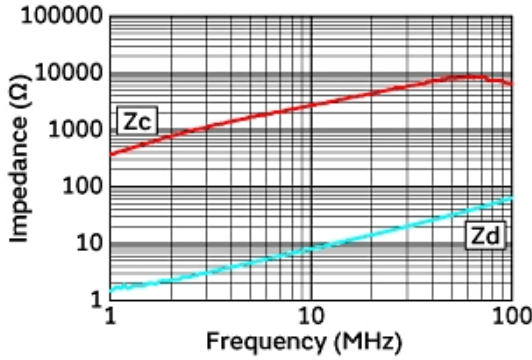
2.This datasheet has only typical specifications because there is no space for detailed specifications.

Therefore, please review our product specifications or consult the approval sheet for product specifications before ordering.

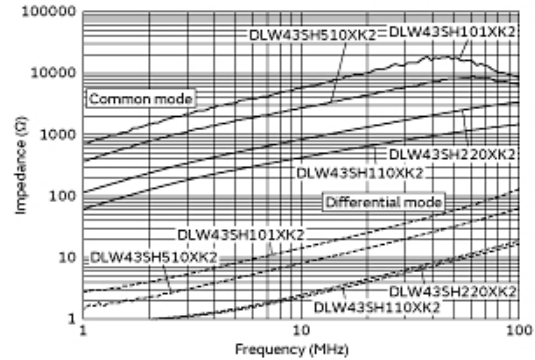
DLW43SH510XK2#

“#” at the end indicates the package specification code.

Product Data

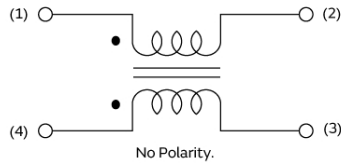


Impedance-Frequency Characteristics

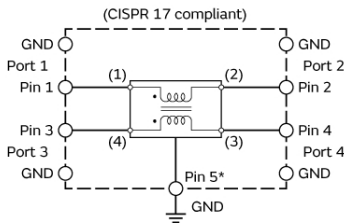


Impedance-Frequency Characteristics
(Main Items)

Equivalent Circuit (Note 1)



Note1: The Port/Pin No. of the Simulation Model provided by our company is as follows.



S-parameter: Port □
SPICE model: Pin □ (Pin5* connect to GND)

Equivalent Circuit

Attention

- 1.This datasheet is downloaded from the website of Murata Manufacturing Co., Ltd. Therefore, it's specifications are subject to change or our products in it may be discontinued without advance notice. Please check with our sales representatives or product engineers before ordering.
- 2.This datasheet has only typical specifications because there is no space for detailed specifications.
Therefore, please review our product specifications or consult the approval sheet for product specifications before ordering.