

# PRG21AR4R7MS5RA

In Production

Recommended

AEC-Q200

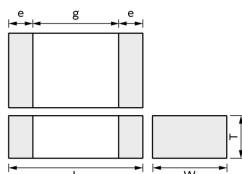
RoHS

REACH

## Applications

|                         |   |
|-------------------------|---|
| Unsuitable Applications | Please be sure to read and comply with these "Precautions for use."   |
| Specific Applications   | Automotive infotainment/comfort equipment<br>Please refer to Our Website and specifications, etc. for information about the performance, functions, quality, management, and safety required for the above applications, and use Products after confirming the performance and reliability of the actual Product. |

## Appearance & Shape



| Part Number | Dimensions (mm) |           |           |              |          |
|-------------|-----------------|-----------|-----------|--------------|----------|
|             | L               | W         | T         | e            | g        |
| PRG03_RL    | 0.60±0.05       | 0.30±0.05 | 0.30±0.05 | 0.10 to 0.20 | -        |
| PRG15_RC    | 1.0±0.05        | 0.5±0.05  | 0.5±0.05  | 0.15 to 0.40 | -        |
| PRG18_RB    | 1.6±0.15        | 0.8±0.15  | 0.8±0.15  | 0.1 to 0.6   | -        |
| PRG21_RA    | 2.0±0.2         | 1.25±0.2  | 0.9±0.2   | 0.2 min.     | 0.5 min. |
| PRG21_RK    | 2.0±0.2         | 1.25±0.2  | 1.25±0.2  | 0.2 min.     | 0.5 min. |

## Packaging Information

| Packaging | Specifications      | Standard Packing Quantity |
|-----------|---------------------|---------------------------|
| RA        | 180mm Embossed Tape | 4000                      |

## Features

1. Rapid operation to protect the circuit in an overcurrent condition abnormality such as a short circuit.  
By removing the overcurrent condition, these products automatically return to the initial condition and can be used repeatedly.
2. Suitable for countermeasure to short circuit test in safety standard
3. Stable resistance after operation due to ceramic PTC
4. Similar size (0603 size) is possible due to the large capacity for electric power.
5. Possible to use these products as current limiting resistors with overcurrent protection functions
6. SMD type is helpful for miniaturizing circuits because of its small size and light weight
7. UL/cULcertified product.(UL1434, File No. E137188)

### Attention

1.This datasheet is downloaded from the website of Murata Manufacturing Co., Ltd. Therefore, it's specifications are subject to change or our products in it may be discontinued without advance notice. Please check with our sales representatives or product engineers before ordering.

2.This datasheet has only typical specifications because there is no space for detailed specifications.

Therefore, please review our product specifications or consult the approval sheet for product specifications before ordering.

# PRG21AR4R7MS5RA



## Specifications

|                                       |                |
|---------------------------------------|----------------|
| Max. Voltage                          | 16V            |
| Hold Current(25°C)                    | 205mA          |
| Hold Current (2)                      | 110mA          |
| Measure Condition of Hold Current (2) | (at +85°C)     |
| Hold Current (3)                      | 75mA           |
| Measure Condition of Hold Current (3) | (at +105°C)    |
| Trip Current(25°C)                    | 390mA          |
| Trip Current(2)                       | 525mA          |
| Measure Condition of Trip Current(2)  | (at -40°C)     |
| Max. Current                          | 4260mA         |
| Resistance (25°C)                     | 4.7Ω           |
| Resistance Value Tolerance (at 25°C)  | ±20%           |
| Curie Point(typ.)                     | 120°C          |
| Operating Temperature Range           | -40°C to 105°C |
| Size Code (in mm)                     | 2.0x1.25mm     |
| Size Code (in inch)                   | 0.8x0.5inch    |
| Shape                                 | SMD            |
| Mass                                  | 0.009g         |
| MSL                                   | 1              |

➤ Glossary of PTC thermistors

➤ Related documents (UL, RoHS, etc.)

### Attention

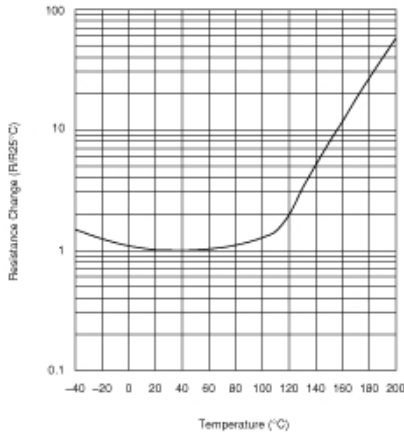
1.This datasheet is downloaded from the website of Murata Manufacturing Co., Ltd. Therefore, it's specifications are subject to change or our products in it may be discontinued without advance notice. Please check with our sales representatives or product engineers before ordering.

2.This datasheet has only typical specifications because there is no space for detailed specifications.

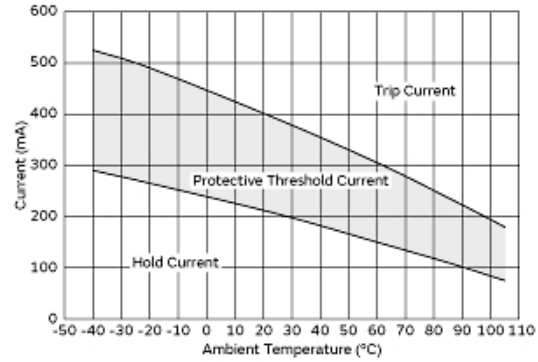
Therefore, please review our product specifications or consult the approval sheet for product specifications before ordering.

# PRG21AR4R7MS5RA

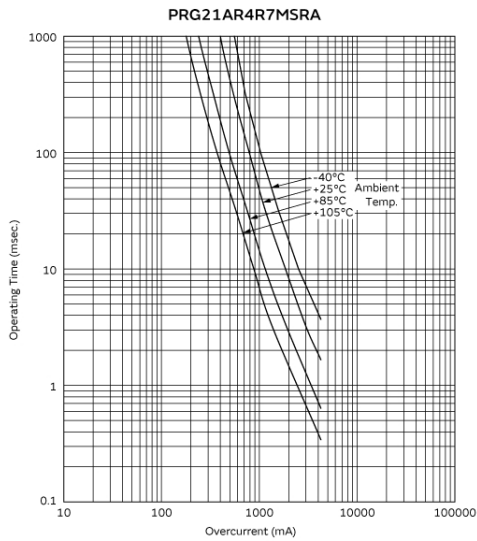
## Product Data



Resistance-Temperature Charac.



Protective Threshold Current Range



Operating Time (Typical Curve)

### Attention

- 1.This datasheet is downloaded from the website of Murata Manufacturing Co., Ltd. Therefore, it's specifications are subject to change or our products in it may be discontinued without advance notice. Please check with our sales representatives or product engineers before ordering.
- 2.This datasheet has only typical specifications because there is no space for detailed specifications. Therefore, please review our product specifications or consult the approval sheet for product specifications before ordering.