

# PTGL7SAS3R3K3B51B0

Discontinued

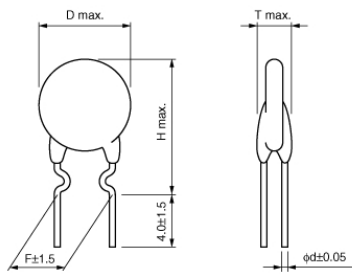
RoHS

REACH

## Applications

|                         |  |
|-------------------------|--|
| Unsuitable Applications | Please be sure to read and comply with these "Precautions for use."  |
| Specific Applications   | Automotive powertrain/safety equipment<br>Please refer to Our Website and specifications, etc. for information about the performance, functions, quality, management, and safety required for the above applications, and use Products after confirming the performance and reliability of the actual Product. |

## Appearance & Shape



(in mm)

## Packaging Information

| Packaging | Specifications | Standard Packing Quantity |
|-----------|----------------|---------------------------|
| B0        | Bulk(Bag)      | 500                       |

## Features

1. Useful protective threshold current range with a wide temperature range.
2. Small fluctuation in the circuit due to resistance tolerance +/- 10%.
3. Quick operating time due to small size compared with conventional products.
4. Best suited to meet the requirements of power supply and motor protector. Error-free operation is assured by rush current.
5. Circuit is protected until current is turned off.
6. Restores the original low resistance value automatically once the overload is removed.
7. Non-contact design leads to long life and no noise.
8. Lead (Pb) is not contained in the terminations.

Durable and strong against mechanical vibration and shock because it is a solid element.

### Attention

1.This datasheet is downloaded from the website of Murata Manufacturing Co., Ltd. Therefore, it's specifications are subject to change or our products in it may be discontinued without advance notice. Please check with our sales representatives or product engineers before ordering.

2.This datasheet has only typical specifications because there is no space for detailed specifications.

Therefore, please review our product specifications or consult the approval sheet for product specifications before ordering.

# PTGL7SAS3R3K3B51B0



## Specifications

|                                       |                |
|---------------------------------------|----------------|
| Max. Voltage                          | 51V            |
| Hold Current(25°C)                    | 389mA          |
| Hold Current (2)                      | 233mA          |
| Measure Condition of Hold Current (2) | (at +85°C)     |
| Hold Current (3)                      | 163mA          |
| Measure Condition of Hold Current (3) | (at +105°C)    |
| Trip Current(25°C)                    | 517mA          |
| Trip Current(2)                       | 659mA          |
| Measure Condition of Trip Current(2)  | (at -40°C)     |
| Max. Current                          | 3A             |
| Resistance (25°C)                     | 3.3Ω           |
| Resistance Value Tolerance (at 25°C)  | ±10%           |
| Curie Point(typ.)                     | 130°C          |
| Power Consumption(typ)                | 1.7W           |
| Operating Temperature Range           | -40°C to 125°C |
| D- Outer Dimension                    | 7.3mm          |
| Thickness                             | 3.5mm          |
| H- Height                             | 12.3mm         |
| F- Lead Space                         | 5mm            |
| d- Lead Diameter                      | 0.6mm          |
| Shape                                 | Lead           |
| Mass                                  | 0.27g          |
| MSL                                   | N              |

### Attention

1.This datasheet is downloaded from the website of Murata Manufacturing Co., Ltd. Therefore, it's specifications are subject to change or our products in it may be discontinued without advance notice. Please check with our sales representatives or product engineers before ordering.

2.This datasheet has only typical specifications because there is no space for detailed specifications.

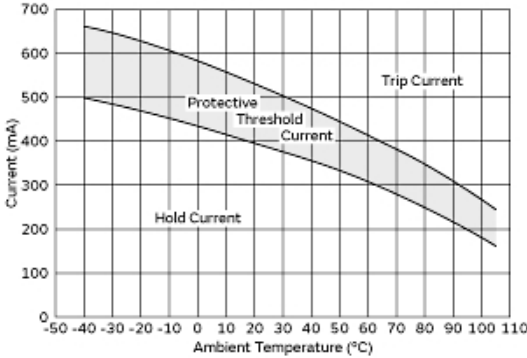
Therefore, please review our product specifications or consult the approval sheet for product specifications before ordering.

# PTGL7SAS3R3K3B51B0

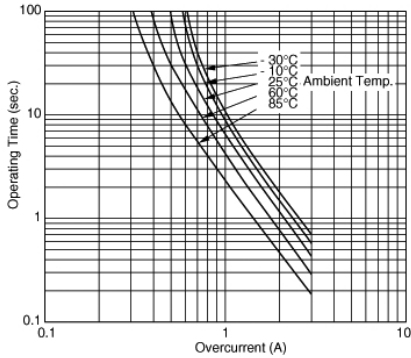
## Product Data



Resistance-Temperature Charac.



Protective Threshold Current Range



Operating Time (Typical Curve)

### Attention

- 1.This datasheet is downloaded from the website of Murata Manufacturing Co., Ltd. Therefore, it's specifications are subject to change or our products in it may be discontinued without advance notice. Please check with our sales representatives or product engineers before ordering.
- 2.This datasheet has only typical specifications because there is no space for detailed specifications. Therefore, please review our product specifications or consult the approval sheet for product specifications before ordering.