

LQW18CNR65J00#

“#” at the end indicates the package specification code.

For RF Choke, For Power Choke



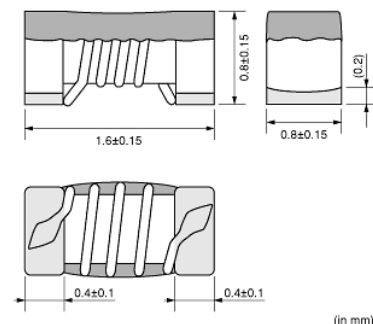

< List of part numbers with package codes >

LQW18CNR65J00B LQW18CNR65J00D LQW18CNR65J00J

Applications

Unsuitable Applications	Please be sure to read and comply with these "Precautions for use."
Specific Applications	<p>Consumer equipment, Medical equipment [GHTF A/B/C] except for implant & surgery & auto injector, Industrial equipment except for transportation & facility & energy equipment</p> <p>Please refer to Our Website and specifications, etc. for information about the performance, functions, quality, management, and safety required for the above applications, and use Products after confirming the performance and reliability of the actual Product.</p>
Recommended Applications	Consumer equipment

Appearance & Shape



Attention


1. This datasheet is downloaded from the website of Murata Manufacturing Co., Ltd. Therefore, its specifications are subject to change or our products in it may be discontinued without advance notice. Please check with our sales representatives or product engineers before ordering.

2. This datasheet has only typical specifications because there is no space for detailed specifications.

Therefore, please review our product specifications or consult the approval sheet for product specifications before ordering.

LQW18CNR65J00#

“#” at the end indicates the package specification code.



References

Packaging	Specifications	Standard Packing Quantity
B	Bulk(Bag)	500
D	180mm Paper Tape	4000
J	330mm Paper Tape	10000

Mass (typ.)	
1 piece	0.004g

Attention

1.This datasheet is downloaded from the website of Murata Manufacturing Co., Ltd. Therefore, it's specifications are subject to change or our products in it may be discontinued without advance notice. Please check with our sales representatives or product engineers before ordering.

2.This datasheet has only typical specifications because there is no space for detailed specifications.

Therefore, please review our product specifications or consult the approval sheet for product specifications before ordering.

LQW18CNR65J00#

“#” at the end indicates the package specification code.



Specifications

L size	1.6±0.15mm
W size	0.8±0.15mm
T size	0.8±0.15mm
Size code inch (mm)	0603 (1608)
Inductance	650nH±5%
Inductance Test Frequency	10MHz
Rated current (Itemp) (Based on Temperature rise)	430mA
Max. of DC resistance	0.52Ω
Operating Temperature Range(Self-temperature rise is not included)	-40°C to 85°C
Class of magnetic shield	Non-Shielded
Self resonance frequency (min.)	510MHz
Brand	Murata
Series	LQW18CN_00

Attention

1.This datasheet is downloaded from the website of Murata Manufacturing Co., Ltd. Therefore, it's specifications are subject to change or our products in it may be discontinued without advance notice. Please check with our sales representatives or product engineers before ordering.

2.This datasheet has only typical specifications because there is no space for detailed specifications.

Therefore, please review our product specifications or consult the approval sheet for product specifications before ordering.

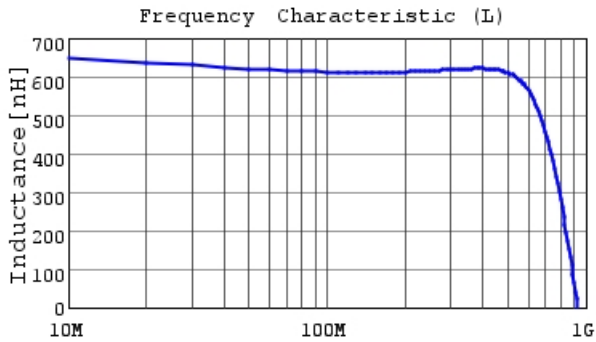
LQW18CNR65J00#

“#” at the end indicates the package specification code.

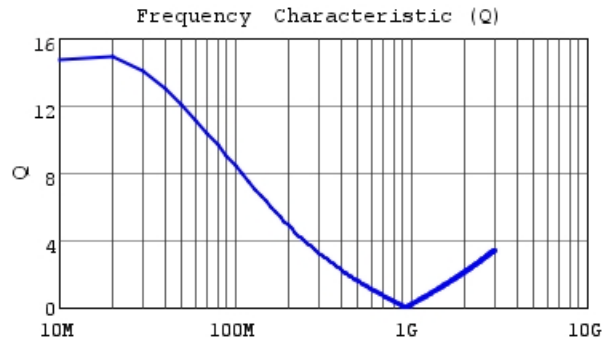


Characteristic Data

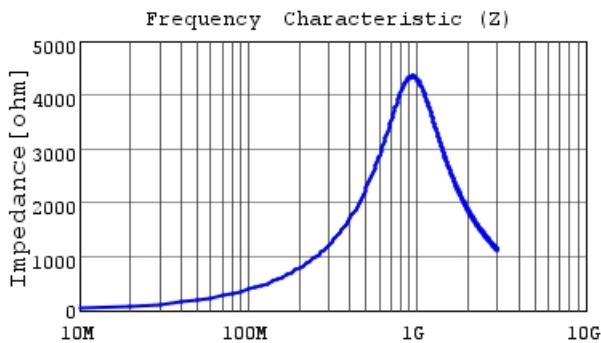
The charts below may show another part number which shares its characteristics.



LQW18CNR65J00 L



LQW18CNR65J00 Q



LQW18CNR65J00 |Z|

Attention

1.This datasheet is downloaded from the website of Murata Manufacturing Co., Ltd. Therefore, it's specifications are subject to change or our products in it may be discontinued without advance notice. Please check with our sales representatives or product engineers before ordering.

2.This datasheet has only typical specifications because there is no space for detailed specifications.

Therefore, please review our product specifications or consult the approval sheet for product specifications before ordering.