

PLT10HN450180P0#

“#” at the end indicates the package specification code.

In Production

RoHS

REACH

< List of part numbers with package codes >

PLT10HN450180P0B

Applications

Unsuitable Applications	Please be sure to read and comply with these "Precautions for use."
Specific Applications	<p>Consumer equipment, Medical equipment [GHTF A/B/C] except for implant & surgery & auto injector, Industrial equipment except for transportation & facility & energy equipment</p> <p>Please refer to Our Website and specifications, etc. for information about the performance, functions, quality, management, and safety required for the above applications, and use Products after confirming the performance and reliability of the actual Product.</p>
Recommended Applications	Consumer equipment

Packaging Information

Packaging	Specifications	Standard Packing Quantity
B	Bulk(Bag)	100

Features

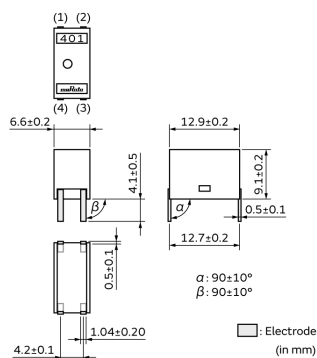
Features

1. Meets large current up to 18Amax. suitable for power lines.
 2. Lead type.
 3. Large common mode impedance up to 400ohm [at 10MHz] enables good noise suppression effect.
 4. Wide operating temperature range from -55°C to 125°C.
- [PLT10HN401100P0 / PLT10HN101150P0 / PLT10HN450180P0]

Application

Common mode noise suppression for power supply lines.

Appearance & Shape



Attention

- 1.This datasheet is downloaded from the website of Murata Manufacturing Co., Ltd. Therefore, it's specifications are subject to change or our products in it may be discontinued without advance notice. Please check with our sales representatives or product engineers before ordering.

- 2.This datasheet has only typical specifications because there is no space for detailed specifications.

Therefore, please review our product specifications or consult the approval sheet for product specifications before ordering.

PLT10HN450180P0#

“#” at the end indicates the package specification code.



Specifications

Shape	Lead
Length	12.9mm
Length Tolerance	±0.2mm
Width	6.6mm
Width Tolerance	±0.2mm
Thickness	9.1mm
Thickness Tolerance	±0.2mm
Common Mode Impedance (at 10MHz)	45Ω
Common Mode Impedance (at 10MHz) Tolerance	(Typ.)
Rated Current	18A
Derating of Rated Current	Yes (Over 85°C) *For details, please check the derating diagram.
Rated Voltage	300Vdc
Withstanding Voltage	750Vdc
DC Resistance(max.)	1.8mΩ
DC Resistance	1.3mΩ±0.5mΩ
Insulation Resistance(min.)	10MΩ
Operating Temperature Range	-55°C to 125°C
Mass(typ.)	2.1g
Number of Circuit	1
Common Mode Inductance	0.8μH min.
Operating Temperature Range(Self-temperature rise is included)	Yes
Brand	Murata

Attention

1.This datasheet is downloaded from the website of Murata Manufacturing Co., Ltd. Therefore, it's specifications are subject to change or our products in it may be discontinued without advance notice. Please check with our sales representatives or product engineers before ordering.

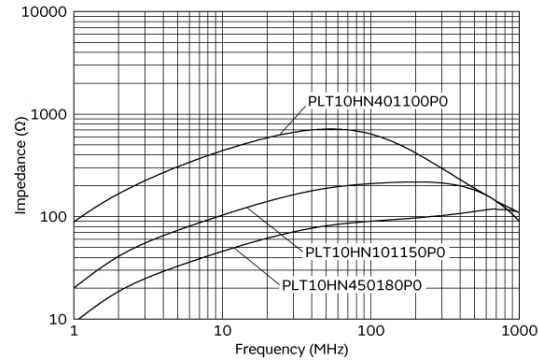
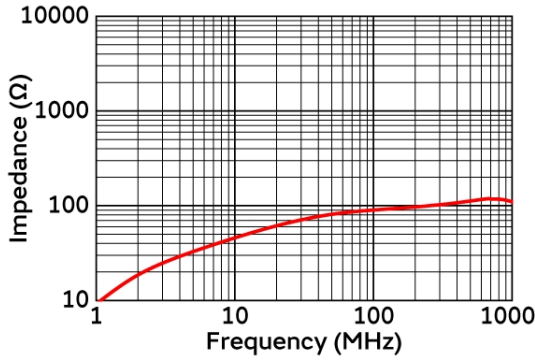
2.This datasheet has only typical specifications because there is no space for detailed specifications.

Therefore, please review our product specifications or consult the approval sheet for product specifications before ordering.

PLT10HN450180P0#

“#” at the end indicates the package specification code.

Product Data

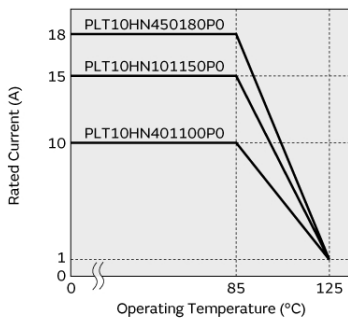


Impedance-Frequency Characteristics

Impedance-Frequency Characteristics (Main Items)

In operating temperature exceeding +85°C, derating of current is necessary for PLT10HN series.
Please apply the derating curve shown in chart according to the operating temperature.

Derating of Rated Current



Derating of Rated Current

Equivalent Circuit (Note 1)



Note1: The Port/Pin No. of the Simulation Model provided by our company is as follows.



S-parameter: Port ☐
SPICE model: Pin ☐ (Pin5* connect to GND)

Equivalent Circuit

Attention

1. This datasheet is downloaded from the website of Murata Manufacturing Co., Ltd. Therefore, its specifications are subject to change or our products in it may be discontinued without advance notice. Please check with our sales representatives or product engineers before ordering.
2. This datasheet has only typical specifications because there is no space for detailed specifications.
Therefore, please review our product specifications or consult the approval sheet for product specifications before ordering.