

# BL03RN2R1N1#

“#” at the end indicates the package specification code.

Discontinued

RoHS

REACH

## < List of part numbers with package codes >

BL03RN2R1N1A

## Applications

Unsuitable Applications	Please be sure to read and comply with these "Precautions for use."
Specific Applications	Consumer equipment, Medical equipment [GHTF A/B/C] except for implant & surgery & auto injector, Industrial equipment except for transportation & facility & energy equipment Please refer to Our Website and specifications, etc. for information about the performance, functions, quality, management, and safety required for the above applications, and use Products after confirming the performance and reliability of the actual Product.
Recommended Applications	Consumer equipment

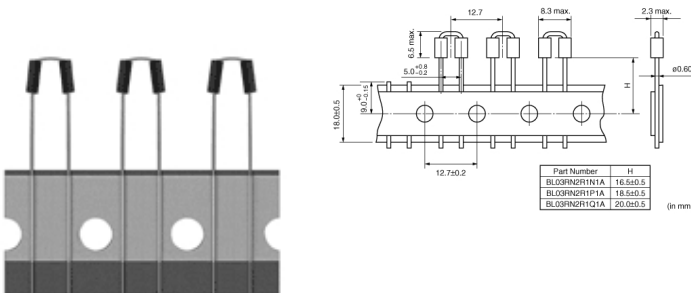
## Packaging Information

Packaging	Specifications	Standard Packing Quantity
A	Ammo Pack	2000

## Features

BL01/02/03 series are ferrite beads with lead wires to produce a high frequency loss for suppression of noise. Simple construction and easy-to-use, effective for low impedance circuits such as power supplies and grounds. Effective also for preventing overshoot and undershoot of digital signal in clocks or the like, and suppressing the higher harmonic wave. Suitable for prevention of abnormal oscillation at high frequency amplifying circuit.

## Appearance & Shape



### Attention

1. This datasheet is downloaded from the website of Murata Manufacturing Co., Ltd. Therefore, its specifications are subject to change or our products in it may be discontinued without advance notice. Please check with our sales representatives or product engineers before ordering.

2. This datasheet has only typical specifications because there is no space for detailed specifications.

Therefore, please review our product specifications or consult the approval sheet for product specifications before ordering.

# BL03RN2R1N1#

“#” at the end indicates the package specification code.



## Specifications

Shape	Lead
Length	8.3mm
Length Tolerance	max.
Width	2.3mm
Width Tolerance	max.
Thickness	6.5mm
Thickness Tolerance	max.
Operating Temperature Range	-40°C to 85°C
Mass(typ.)	0.29g
Number of Circuit	1
Rated Current (at 85°C)	6A

### Attention

1.This datasheet is downloaded from the website of Murata Manufacturing Co., Ltd. Therefore, it's specifications are subject to change or our products in it may be discontinued without advance notice. Please check with our sales representatives or product engineers before ordering.

2.This datasheet has only typical specifications because there is no space for detailed specifications.

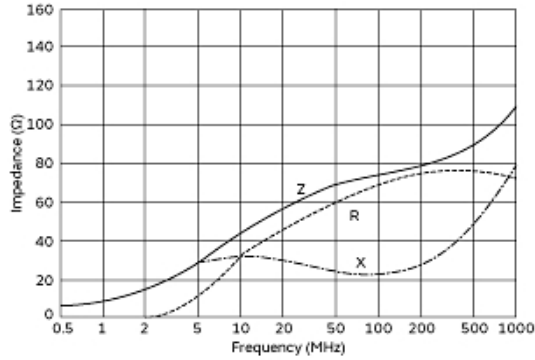
Therefore, please review our product specifications or consult the approval sheet for product specifications before ordering.

# BL03RN2R1N1#

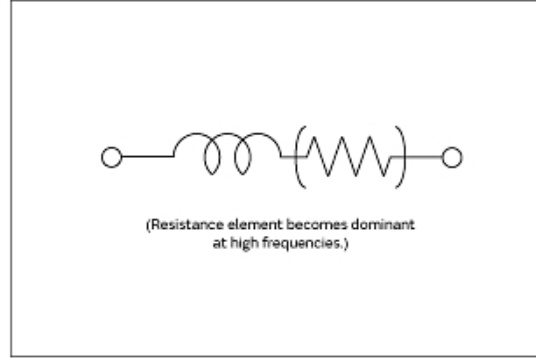
“#” at the end indicates the package specification code.



## Product Data



Impedance-Frequency Characteristics



Equivalent Circuit

### Attention

- 1.This datasheet is downloaded from the website of Murata Manufacturing Co., Ltd. Therefore, it's specifications are subject to change or our products in it may be discontinued without advance notice. Please check with our sales representatives or product engineers before ordering.
- 2.This datasheet has only typical specifications because there is no space for detailed specifications.  
Therefore, please review our product specifications or consult the approval sheet for product specifications before ordering.