

NFMJMPC226D0E3#

“#” at the end indicates the package specification code.



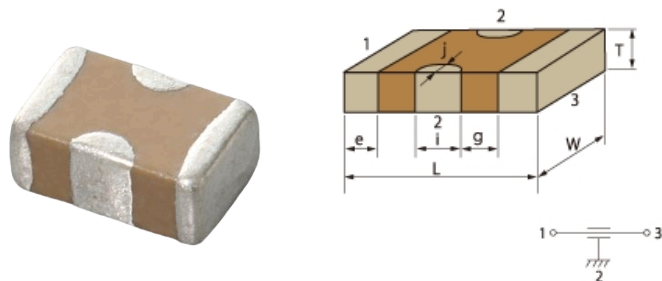
< List of part numbers with package codes >

NFMJMPC226D0E3D

Applications

Unsuitable Applications	Please be sure to read and comply with these "Precautions for use."
Specific Applications	Consumer equipment, Industrial Equipment, Mobile Electronics, Medical equipment [GHF A/B/C] except for implant equipment, Automotive infotainment/comfort equipment Please refer to Our Website and specifications, etc. for information about the performance, functions, quality, management, and safety required for the above applications, and use Products after confirming the performance and reliability of the actual Product.

Appearance & Shape



Notices

Derating1. Measure capacitance after heat treatment

References

Packaging	Specifications	Standard Packing Quantity
D	φ180mm Reel Paper Tape	10000

Mass (typ.)	
1 piece	4.9mg

Attention

1. This datasheet is downloaded from the website of Murata Manufacturing Co., Ltd. Therefore, its specifications are subject to change or our products in it may be discontinued without advance notice. Please check with our sales representatives or product engineers before ordering.

2. This datasheet has only typical specifications because there is no space for detailed specifications.

Therefore, please review our product specifications or consult the approval sheet for product specifications before ordering.

NFMJMPC226D0E3#

“#” at the end indicates the package specification code.



Specifications

Length	1.2±0.05mm
Width	0.9±0.05mm
Thickness	0.75±0.05mm
Capacitance	22μF ±20%
Distance between external terminals g	0.1mm min.
DC Resistance(max.)	30mΩ
External terminal size e	0.15±0.1mm
External terminal size i	0.5±0.1mm
External terminal size J	0.2±0.1mm
Operating Temperature Range	-55°C to 105°C
Rated Current	2A
Rated Voltage	2.5Vdc
Size code in inch(mm)	05035 (1209M)

Attention

1.This datasheet is downloaded from the website of Murata Manufacturing Co., Ltd. Therefore, it's specifications are subject to change or our products in it may be discontinued without advance notice. Please check with our sales representatives or product engineers before ordering.

2.This datasheet has only typical specifications because there is no space for detailed specifications.

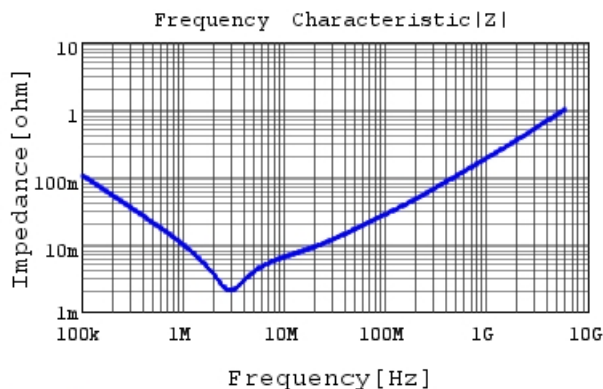
Therefore, please review our product specifications or consult the approval sheet for product specifications before ordering.

NFMJMPC226D0E3#

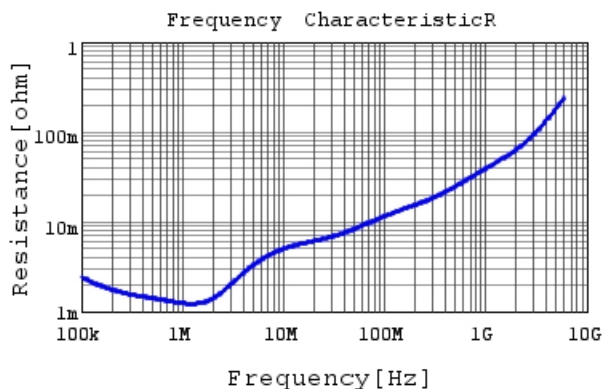
“#” at the end indicates the package specification code.

Characteristic Data

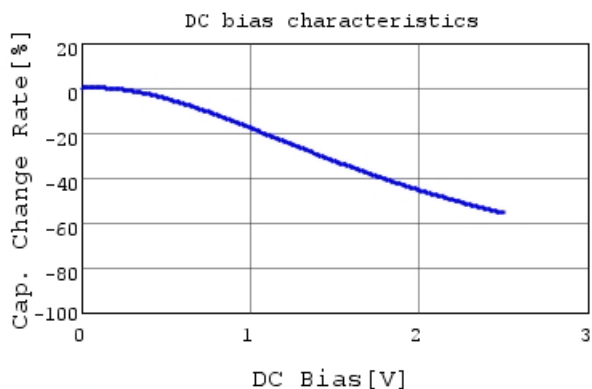
The charts below may show another part number which shares its characteristics.



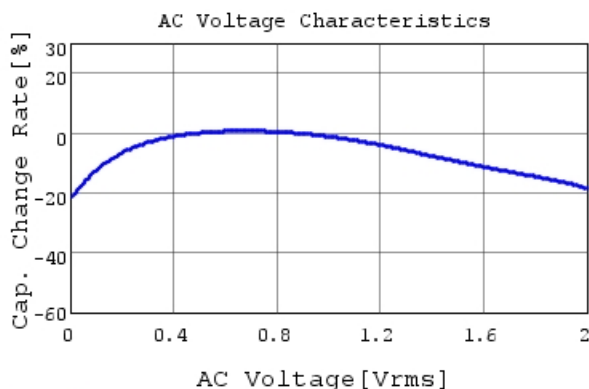
NFMJMPC226D0E3 |Z| DCOV,25degC, Non-feedthro



NFMJMPC226D0E3 R DCOV,25degC, Non-feedthro



NFMJMPC226D0E3 C-DC bias capchange, 25.0degC



NFMJMPC226D0E3 C-AC Voltage capchange, DCOV,

Attention

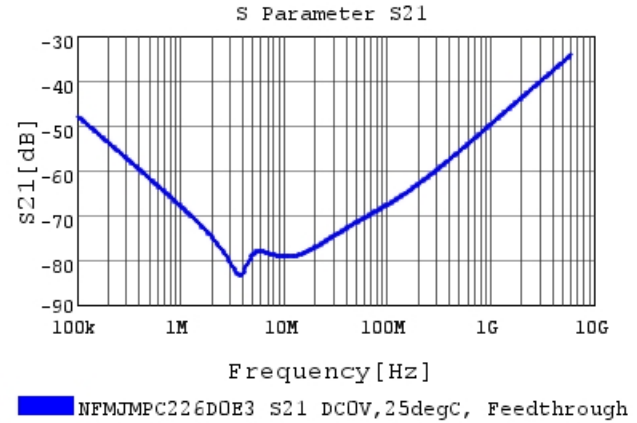
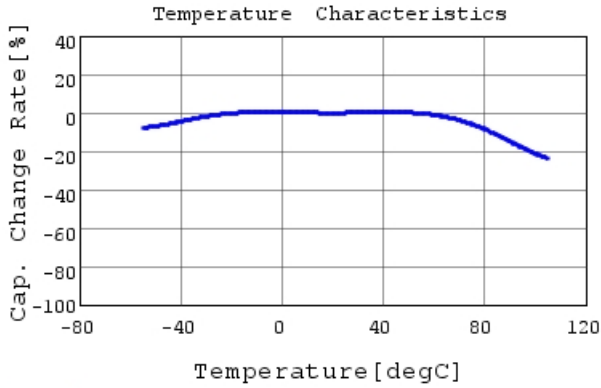
1.This datasheet is downloaded from the website of Murata Manufacturing Co., Ltd. Therefore, it's specifications are subject to change or our products in it may be discontinued without advance notice. Please check with our sales representatives or product engineers before ordering.

2.This datasheet has only typical specifications because there is no space for detailed specifications.

Therefore, please review our product specifications or consult the approval sheet for product specifications before ordering.

NFMJMPC226D0E3#

“#” at the end indicates the package specification code.



Attention

- 1.This datasheet is downloaded from the website of Murata Manufacturing Co., Ltd. Therefore, it's specifications are subject to change or our products in it may be discontinued without advance notice. Please check with our sales representatives or product engineers before ordering.
- 2.This datasheet has only typical specifications because there is no space for detailed specifications.
Therefore, please review our product specifications or consult the approval sheet for product specifications before ordering.