

PTGL05AS3R9K2B51B0

Discontinued

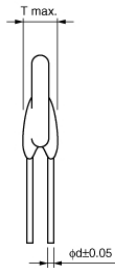
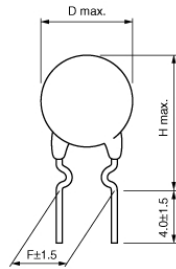
RoHS

REACH

Applications

Unsuitable Applications	Please be sure to read and comply with these "Precautions for use."
Specific Applications	Industrial Equipment Please refer to Our Website and specifications, etc. for information about the performance, functions, quality, management, and safety required for the above applications, and use Products after confirming the performance and reliability of the actual Product.

Appearance & Shape



(in mm)

Packaging Information

Packaging	Specifications	Standard Packing Quantity
B0	Bulk(Bag)	500

Features

1. Small fluctuation in the circuit due to resistance tolerance +/-10%
2. Narrow current range (less than twice) between operating and non-operating current at -10 to 60 degrees C.
3. Quick operating time due to small size compared with conventional products.
4. Best suited to meet the requirements for power supplies and motor protection. Error-free operations are assured by rush current.
5. Circuit is protected until current is turned off.
6. Restores the original low resistance value automatically once the overload is removed.
7. Non-contact design leads to long life and no noise.

Durable and strong against mechanical vibration and shock because it is a solid element.

Attention

1.This datasheet is downloaded from the website of Murata Manufacturing Co., Ltd. Therefore, it's specifications are subject to change or our products in it may be discontinued without advance notice. Please check with our sales representatives or product engineers before ordering.

2.This datasheet has only typical specifications because there is no space for detailed specifications.

Therefore, please review our product specifications or consult the approval sheet for product specifications before ordering.

PTGL05AS3R9K2B51B0



Specifications

Max. Voltage	30V
Hold Current(25°C)	340mA
Hold Current (2)	269mA
Measure Condition of Hold Current (2)	(at +60°C)
Trip Current(25°C)	452mA
Trip Current(2)	530mA
Measure Condition of Trip Current(2)	(at -10°C)
Max. Current	3.5A
Resistance (25°C)	3.9Ω
Resistance Value Tolerance (at 25°C)	±10%
Curie Point(typ.)	130°C
Power Consumption(typ)	1.6W
Operating Temperature Range	-30°C to 85°C
D- Outer Dimension	5.5mm
Thickness	3.5mm
H- Height	10.5mm
F- Lead Space	5mm
d- Lead Diameter	0.6mm
Shape	Lead
Mass	0.17g
MSL	N

Attention

1.This datasheet is downloaded from the website of Murata Manufacturing Co., Ltd. Therefore, it's specifications are subject to change or our products in it may be discontinued without advance notice. Please check with our sales representatives or product engineers before ordering.

2.This datasheet has only typical specifications because there is no space for detailed specifications.

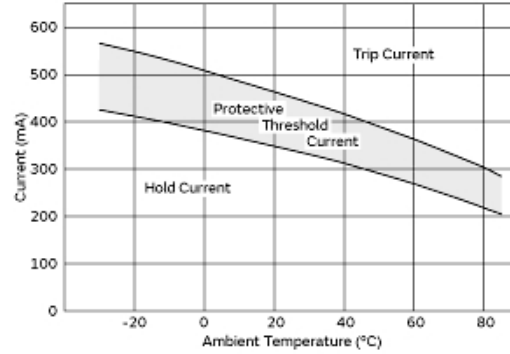
Therefore, please review our product specifications or consult the approval sheet for product specifications before ordering.

PTGL05AS3R9K2B51B0

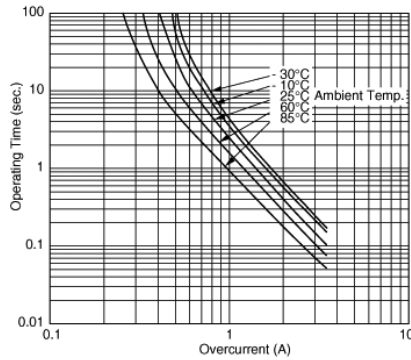
Product Data



Resistance-Temperature Charac.



Protective Threshold Current Range



Operating Time (Typical Curve)

Attention

- 1.This datasheet is downloaded from the website of Murata Manufacturing Co., Ltd. Therefore, it's specifications are subject to change or our products in it may be discontinued without advance notice. Please check with our sales representatives or product engineers before ordering.
- 2.This datasheet has only typical specifications because there is no space for detailed specifications. Therefore, please review our product specifications or consult the approval sheet for product specifications before ordering.