

# Microwave Coaxial Connectors

## Microwave Coaxial Cable Connectors/Board to Board Connectors

Murata microwave coaxial connectors are small, thin, and suitable for low-profile design. The connectors have high RF performance.




Type	Receptacle Part Number	Pulg Receptacle Part Number (Mating Height (mm))	Cable Number (Mating Height (mm))	Cable Dia. (mm)	Frequency Rating (GHz)	Voltage Standing Wave Ratio
HSC	MM4829-2702	MM4831-2701 (0.9 max.)	MXHJD3_ (1.4 max.)	1.13	to 6	1.3 max. (DC to 3GHz)
JSC	MM5829-2700	MM5831-2700 (0.8 max.)	MXJA01_ (1.0 max.)	0.81	to 6	1.3 max. (DC to 3GHz)
			MXJGB3_ (1.0 max.)	0.49		
			MXJF56_ (1.0 max.)	0.53		
KSC	MM6829-2700	MM6831-2700 (0.6 max.)	MXKGB3_ (0.8 max.)	0.49	to 6	1.3 max. (DC to 3GHz)
			MXKF56_ (0.8 max.)	0.53		
LSC	MM7829-2700	MM7831-2700 (0.6 max.)	MXLAB3_ (0.8 max.)	0.49	to 6	1.3 max. (DC to 3GHz)
			MXLF56_ (0.8 max.)	0.53		
PSC	MM2829-2700	MM2831-2700 (0.88 max.)	MXPEN3_ (1.0 max.)	0.64	to 6	1.3 max. (DC to 3GHz)


Nominal Impedance: 50Ω  
 Rated Voltage: 30Vrms  
 Temperature Range: -40 to 85°C  
 Mating Height is mated with receptacle.

## Microwave Coaxial Connectors with Switch

The coaxial connector with switch is very useful for characteristic measurement in cellular phones and microwave circuits.



MM8430-2610



MM8130-2600



MM8030-2610



MM8930-2600



MM8830-2600

(in mm)

Type	Receptacle Part Number	Frequency Rating (GHz)	Voltage Standing Wave Ratio	Standard Measurement Probe Part Number
SWD	MM8430-2610	to 6	1.2 max. (DC to 3GHz)	MM126320 MXHS83QE3000
SWF	MM8130-2600	to 6	1.2 max. (DC to 3GHz)	MM126320 MXHQ87WJ3000
SWG	MM8030-2610	to 11	1.2 max. (DC to 3GHz)	MM126515 MXHQ87PA3000
SWH	MM8930-2600	to 6	1.2 max. (DC to 3GHz)	MM126715 MXHQ87PK3000
SWJ	MM8830-2600	to 6	1.2 max. (DC to 3GHz)	


Nominal Impedance: 50Ω  
 Rated Voltage: 30Vrms  
 Temperature Range: -40 to 85°C

## Multi Line Connectors

Multi line connectors transmit signals from board to board. The connectors can transmit not only digital signals but also RF signals.




MM3929-2700A03



MM3931-2700A03




MM3929-2700A05



MM3931-2700A05



MM3929-2700A08



MM3931-2700A08

(in mm)

Line Number	Receptacle Part Number	Plug Receptacle Part Number (Mating Height (mm))	Pitch (mm)	Frequency Rating (GHz)	Voltage Standing Wave Ratio
3	MM3929-2700A03	MM3931-2700A03 (0.64 max.)	0.35	to 6	1.3 max. (DC to 3GHz)
5	MM3929-2700A05	MM3931-2700A05 (0.64 max.)	0.35	to 6	1.3 max. (DC to 3GHz)
8	MM3929-2700A08	MM3931-2700A08 (0.64 max.)	0.35	to 6	1.3 max. (DC to 3GHz)

Nominal Impedance: 50Ω  
 Rated Voltage: 30Vrms  
 Temperature Range: -40 to 85°C